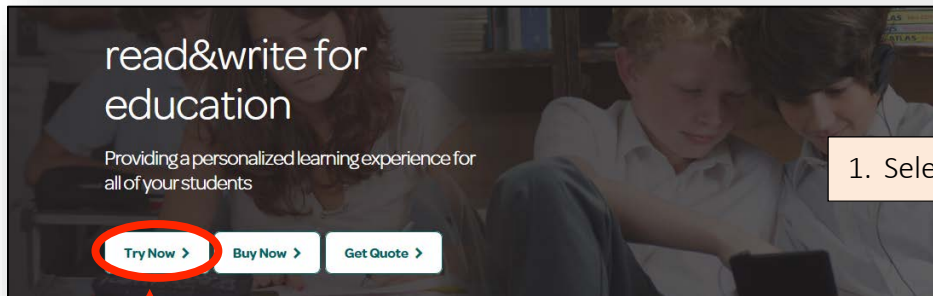


Read & Write Extensions for Chrome

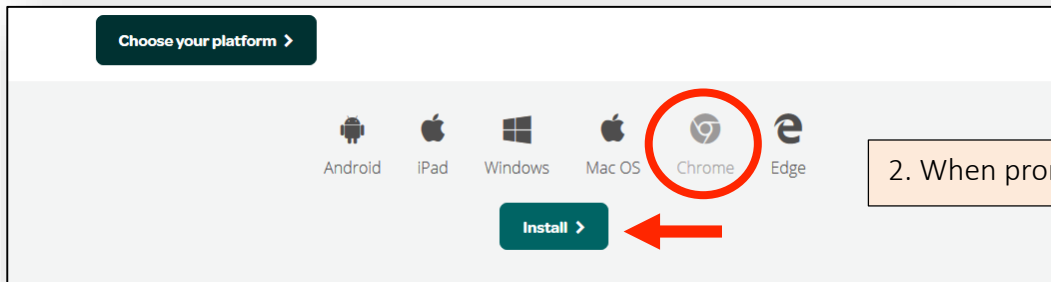
Read & Write offers support with everyday tasks like reading text out loud, understanding unfamiliar words, researching assignments and proofing written work. It's designed in line with the principles of UDL (Universal Design for Learning).

Go the **Texthelp website** below to download Read & Write

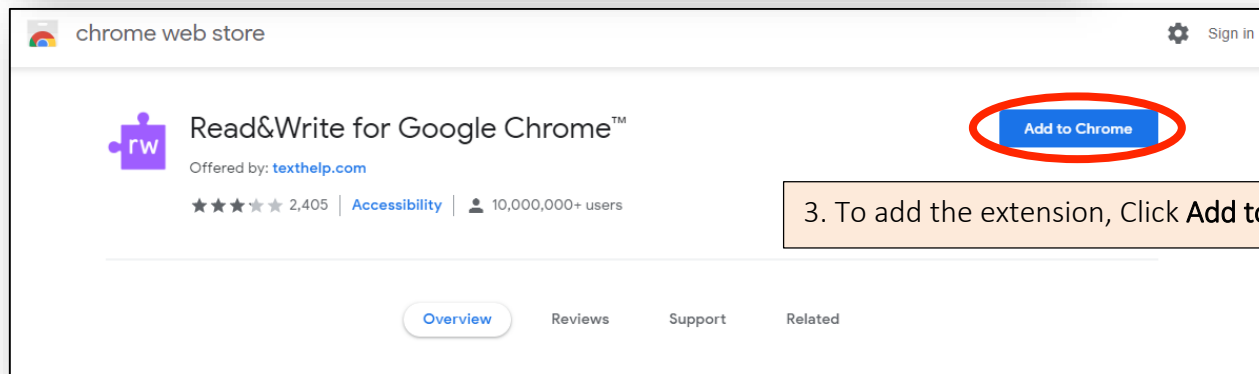
Click the link here to access the website: [Texthelp Read & Write Website](#)



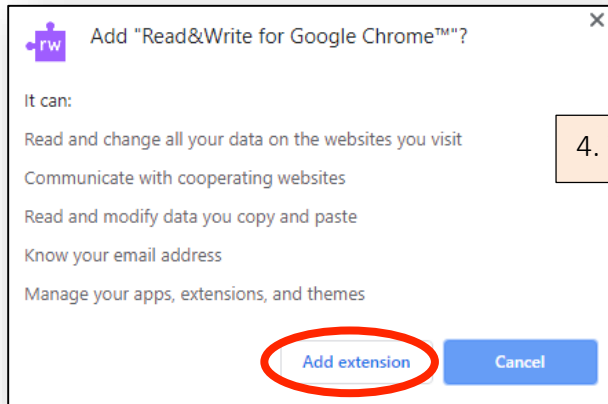
1. Select "Try Now"



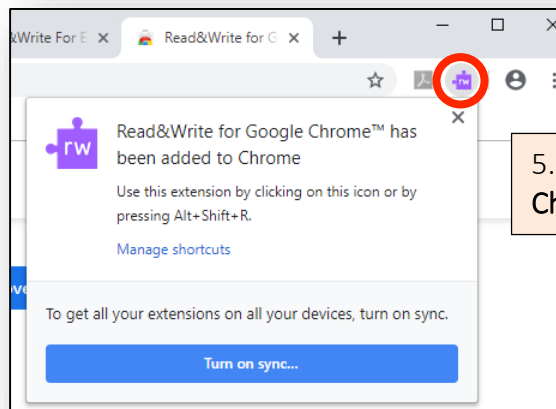
2. When prompted to "Choose your Platform", select **Chrome** and click **install**.



3. To add the extension, Click **Add to Chrome** (*must be in the chrome browser*).



4. When prompted Add "Read&Write for Google Chrome?", click Add extension.



5. Message will appear "Read&Write for Google Chrome has been added to Chrome." You will see the extension in the upper right corner of the screen.

Choose Show text on toolbar to more easily identify the tools you will want to use

Read & Write also has helpful videos on using the different tools

[Read & Write 12 How-to Videos](#)

For assistance, on the web, visit

<https://help.cofc.edu/> or visit one of our three IT Support Service locations at the Education Center atrium, Addlestone Library Access & Instruction Desk, or Bell Building 525.