



COLLEGE of CHARLESTON

STUDENT INSTRUCTIONAL
TECHNOLOGY SERVICES

Accessing LinkedIn Learning from your Microsoft account

Note: Learn techniques tailored to you anytime, anywhere, from any device whether you're a beginner or advanced, industry experts have provided online video tutorials that will help you succeed at any skill level.

Office 365 Login | Microsoft Office

https://www.office.com

Microsoft | Office Products Resources Templates Support My account Buy Office 365

Remote Learning in education. Learn more >

Welcome to Office

Your place to create, communicate, collaborate, and get great work done.

Get Office Sign in

What is Office 365?

1. Enter the address www.office.com into the address bar of your desired browser (**Chrome, Firefox, Safari**)
2. On **Microsoft's** website, when prompted, click **Sign in**

Microsoft

Sign in

Email, phone, or Skype

No account? [Create one!](#)

[Forgot username](#)

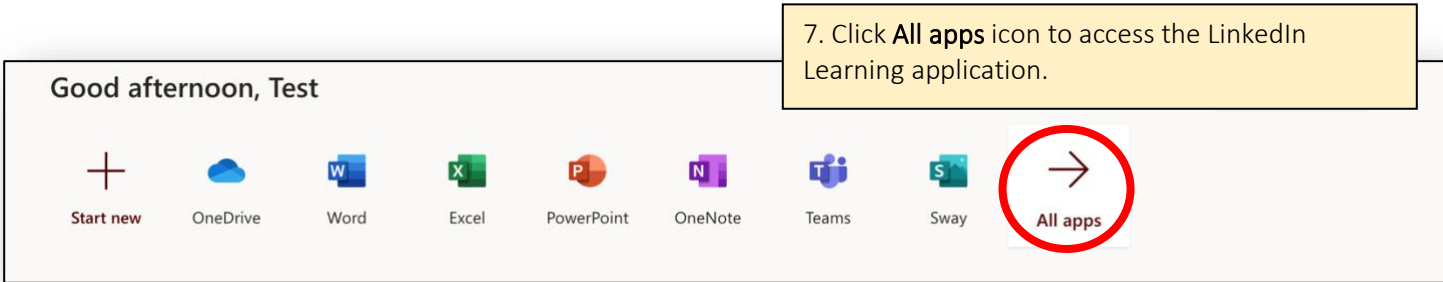
Next

3. On **Microsoft** website, **Sign in** using your g.cofc.edu information
4. Enter g.cofc.edu email address then click **Next**

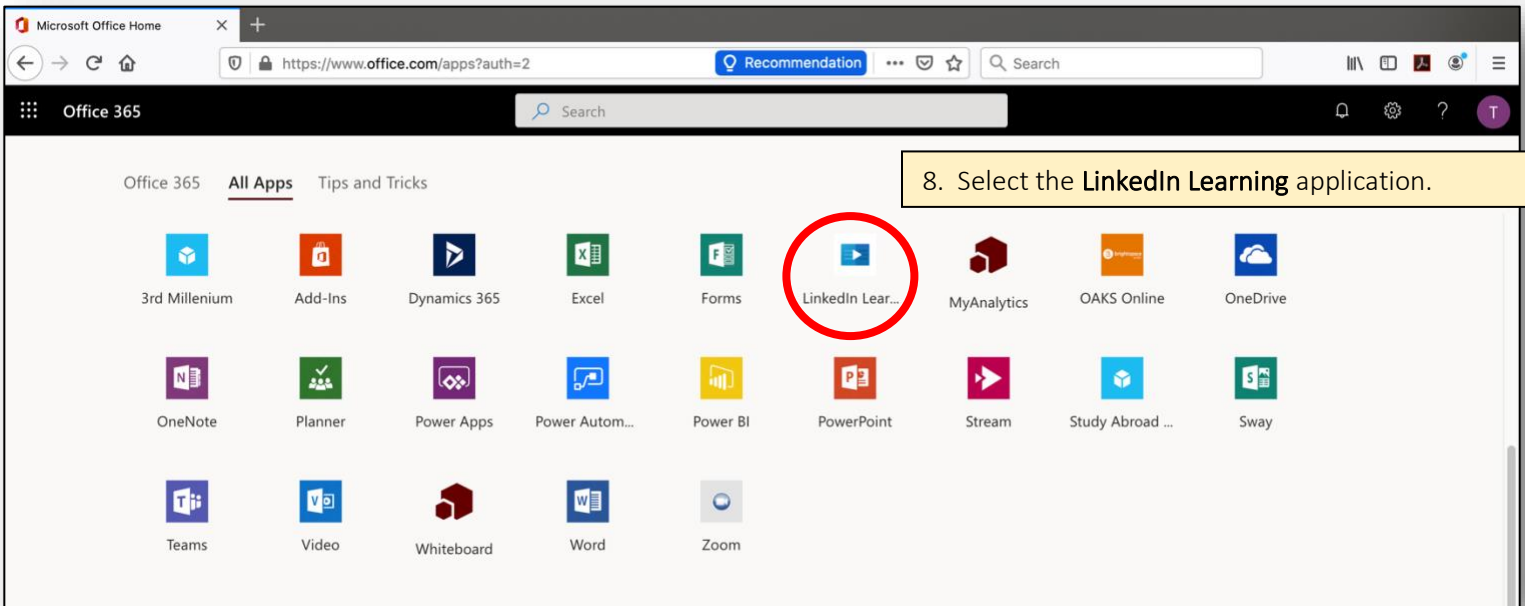


5. Enter password associated with your **g.cofc.edu** account (*usually myCharleston password*)

6. Click **Sign in**



7. Click **All apps** icon to access the LinkedIn Learning application.



8. Select the **LinkedIn Learning** application.

Microsoft Office Home x LinkedIn Learning | Activate x +

https://www.linkedin.com/learning-login/continue?forceAccount=false&authModeNa ... Search

in LEARNING

Congrats! You now have access to LinkedIn Learning.

Connect your LinkedIn account and:

- Easily access learning directly from LinkedIn.com
- Share your learning achievements with your network
- Discuss what you're learning with peers and experts

Don't worry, your organization will only be able to see your profile information (e.g. name, title, photo) and LinkedIn Learning activity.

in Connect my LinkedIn account

Continue without LinkedIn

Still not sure? [Learn more](#)


LinkedIn © 2020 About Help Visit LinkedIn Learning

9. Click **Continue without LinkedIn** and when prompted, select **Don't connect my account**.

Are you sure?

You won't be able to engage with your peers and instructors on LinkedIn Learning or share what you're learning with your network.

Not sure **Don't connect my account**



Welcome to LinkedIn Learning

Before we get started, tell us a bit about yourself to help us personalize your learning experience

Sounds good

10. Follow on screen instructions to personalize your LinkedIn Learning experience.

Choose a category to explore

You'll still see options from all categories

Business



Leadership, entrepreneurship and more →

Creative



Graphic design, photography and more →

Technology



Software engineering, IT and more →

[Show me all](#)

11. Choose some skills and topics

Choose some popular skills

You can always change these later



Management	Project Management	Leadership	Personal Development	Business Analysis
Data Science	Entrepreneurship	Customer Service	DevOps	System Administration
Software Development	Human Resources (HR)	Finance	Cloud Computing	Databases
Sales	Marketing	Web Development	Graphic Design	Training & Development
Accounting	Career Development	Architecture	Technical Support	Animation