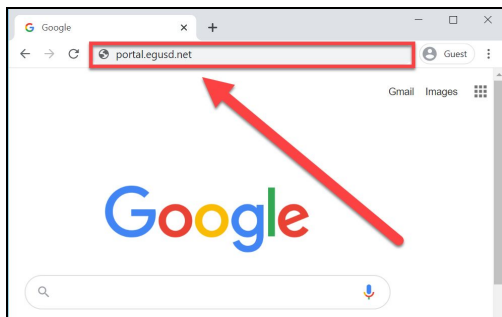
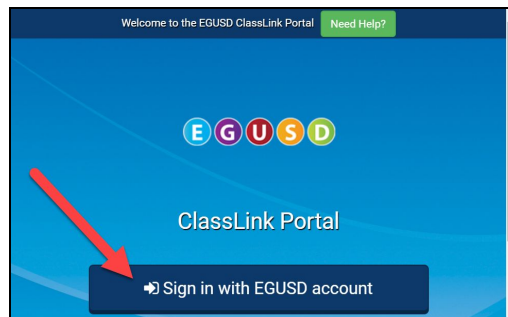


All EGUSD Staff and Students will be able to access district resources, curriculum, and assignments on the EGUSD ClassLink Portal website <http://portal.egusd.net>. **The EGUSD ClassLink Portal will be accessible at school and from home.**

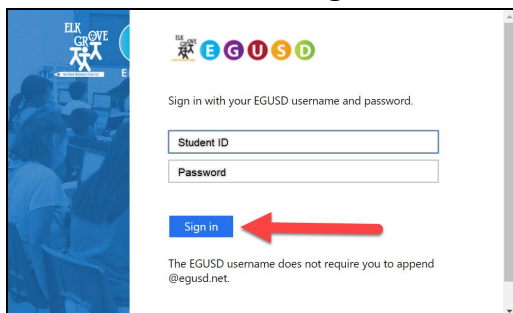
1. Open a web browser and type **portal.egusd.net** in the address bar, then press **Enter** on your keyboard.




2. On the EGUSD ClassLink Portal page, click on the **Sign in with EGUSD account** button.



3. Enter the **Student Username** and **Password** and click **Sign-In**.



4. You're in! Click on any of the available **Icons** to get started learning.



Q: What is my Student Username and Password?

A: Username: Student ID Number
Password: Same password as you use to login to a Chromebook

Q: I forgot my Student ID or Password?

A: Contact your teacher or administrator for assistance with resetting your password.

5. After completing all your work, click the **Profile Picture** in the upper right corner and select **Sign Out**.

