

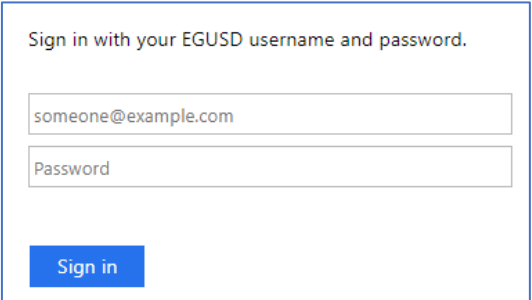
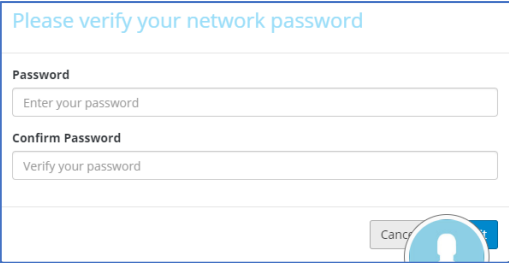
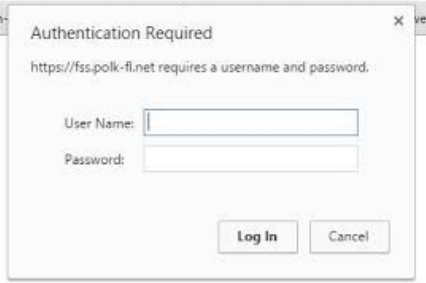


# James McKee Elementary

## How to Access Class Link Portal from Home

<p>1. Open a web browser and go to <b>the James McKee website:</b></p> <p><a href="https://blogs.egusd.net/jamesmckee/">https://blogs.egusd.net/jamesmckee/</a></p>	<p>2. Under Math, Reading &amp; Other Educational Links, in the left-hand column click on <b>“Class Link Portal-EGUSD”.</b></p> 
<p>3. Click on <b>“Sign in with EGUSD account”.</b></p> 	<p>4. Sign in with your EGUSD <b>username</b> and <b>password</b> and click on <b>“Sign in”</b></p> 
<p>5. Type in your <b>password</b> in the <b>“Password”</b> box and again in the <b>“Confirm Password”</b> box, then click <b>“Submit”.</b></p> 	<p>6. Type in your <b>email</b> and <b>password</b> if Authentication is required.</p> 

### WHAT IS MY STUDENT’S USERNAME & PASSWORD?

**Username:** Student ID number

**Password:** Last 4 of Student ID + 2-digit birth month + 2-digit birth day

**EXAMPLE** (if birthday is Jan 2nd):

**Username:** 55443322

**Password:** 33220102

\*Please contact your classroom teacher if you do not remember your username and password.