


Avoid obstacles

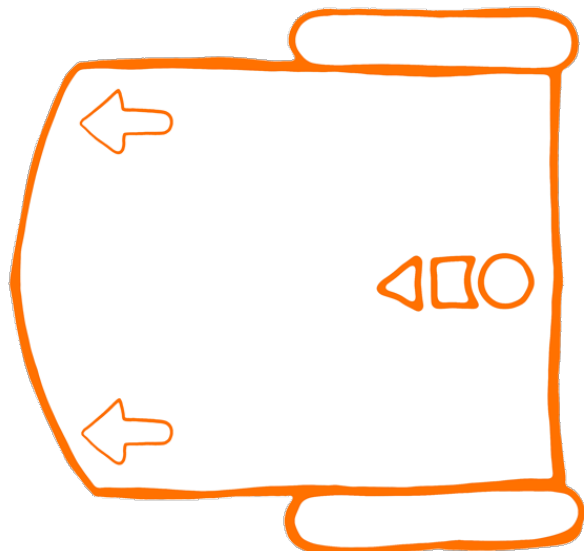


Edison can tell when there are things in front of it.

How?

Edison uses infrared light to detect objects. You can't see this light because infrared light is invisible to people.

Edison uses infrared light to find things in its path. If there is something in front of Edison, Edison can turn away and avoid running into it.



Read the barcode

Put Edison on the outline above.

Press the record button (round button) three times.

Edison will quickly drive forward and scan the barcode.


What to do with Edison

Put Edison on the floor or table.
Put some objects around Edison.

Press the play button (triangle button).

Watch as Edison drives towards an obstacle. Edison will see the object, turn and drive away in a different direction.

Build a stack of blocks or books in front of Edison.



Activity

Let's trap Edison.

In a group, sit at a table. Scan the barcode with Edison. Now put Edison in the middle of the group.

Everyone put your hands up to block Edison.

Press the play button (triangle button).

Edison will drive around. When Edison finds an obstacle, Edison will turn and try to escape another way.

Don't let Edison escape!

