

Windows VPN Global Portal

MAC VPN Global Portal

From the **Google Chrome browser**, type and tap on the following link.


<https://vpn.sienaheights.edu>.

Log in using your following Siena Heights Credentials.

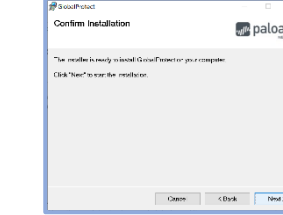
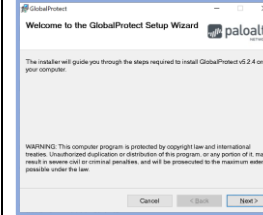
Username: Your username

Password: Your mysiena password

Next, click on the **login button**. Tap on the **Download Windows 32/64-bit Global Protect agent link**. (Most newer Windows computers are 64-bit). From the lower left corner tap on the download **MSI file**, upon completion.

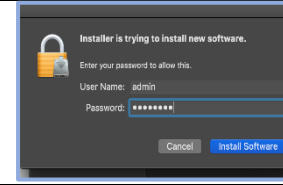


Begin the install and click on the **Continue button from the GlobalProtect menu**. Next, click on the **continue button, to install on your computer**. The last menu will be the Custom Install on the computer, click on the **Continue button**, and then **install, and yes** to complete the installation.

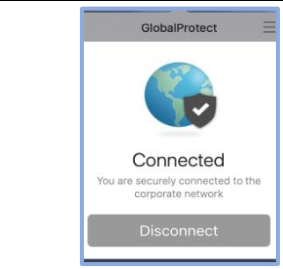
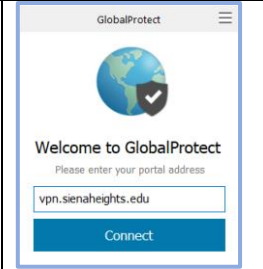


Installation Secure Setup VPN

Next, the **Installer** menu message is trying to install new software. Type in your **user or admin name and password** from your Windows computer and click on the **Install Software button**.



After installation the **GlobalProtect app** will open, type the following address under the portal in the address box; type vpn.sienaheights.edu, and then click on the **connect button**. Next, **type in your Username and Password**, from your mysiena account, and then **tap on the connect button**. (Never, install the update for the GlobalProtect app, upon opening)!



Mapping your Sienanet Drives on Personal computer

Once you have connected to the **Global Protect**, on your keyboard, Go to your **Windows Explorer menu** and on the top tap on the **Home tab**, and under easy access, tap on the drop-down menu to **Map Network drive**.

Listed below are the drive letters with paths you can add, make sure the box is check, **Reconnect at log-in**, and then click on the **connect button** for each network path (all paths listed below), you need access.

H: [\\mydrive/facultystafffiles/yourusername](https://mydrive/facultystafffiles/yourusername)

I: [\\mydrive/commonfiles](https://mydrive/commonfiles)

W: [\\mydrive/classfiles](https://mydrive/classfiles)

O: [\\mydrive/DeptOfficeFiles/yourDeptname](https://mydrive/DeptOfficeFiles/yourDeptname)

