

Designing Assignments with Instructor Workload in Mind

Michael Weston, Online and Blended Learning
Manager
Instructional Technology

Today's Session

- Efficiency
 - Estimating Time
 - ROI
- Grading
 - Scaffolding
 - Grade Book
- Rubrics

Efficiency

Efficiency

Estimating Time

Time to Complete vs. Time to Grade
Correlation?

ROI

Demonstrating mastery?
Technology learning curve?

ROI and Estimating Workload

Course Workload Estimator

READING

Pages Per Week:

Page Density:

450 Words

Difficulty:

No New Concepts

Purpose:

Survey

Estimated Reading Rate:
67 pages per hour

☐ manually adjust

WRITING

Pages Per Semester:

Page Density:

250 Words

Genre:

Reflection; Narrative

Drafting:

No Drafting

Estimated Writing Rate:
0.75 hours per page

☐ manually adjust

EXAMS

Exams Per Semester:

Study Hours Per Exam:

0

50

OTHER ASSIGNMENTS

Per Semester:

Hours Per Assignment:

0

50

COURSE INFO

Class Weeks:

ESTIMATED WORKLOAD

0 out of class hrs/wk

[Estimation Details](#)

Research & Design
[Elizabeth Barre](#)
[Justin Esarey](#)

TOP

Source: <https://cte.rice.edu/workload>

Return on Time Invested

Does this assignment clearly map to one or more SLOs?

Is this assignment the cumulation of prior assignments or is it the first assessment?

If my assignments are sequenced, can I re-balance my time to target where more or less in-depth feedback is given earlier or later in the process?

Grading

Grading Efficiency

Scaffolding

Low Stakes and Completion

Grade Book Tips

Scaffolding

Iteration

Use Learning Outcomes as a guide

Backward Design

Practical Options








Assignment Groups Weight











☒ Weight final grade based on assignment groups

Introductory Presentation	10	%
Informative Presentation	15	%
Persuasive Presentation	30	%
Team Panel Presentation	30	%
Participation	15	%

Cancel

Save

▼ Introductory Presentation			10% of Total	+	:
		Introductory Presentation Due Jan 30 at 11:59am 100 pts		:	
▼ Informative Presentation			15% of Total	+	:
		Informative Presentation Due Feb 27 at 7:59am 100 pts		:	
▼ Persuasive Presentation			30% of Total	+	:
		Persuasive Presentation Due Apr 14 at 7:59am 100 pts		:	
▼ Team Panel Presentation					
		Team/Panel/Role Play Presentation 100 pts			

		Course Check-In Due Mar 30 at 11:59pm 10 pts		:
		Extra Credit Due Feb 20 at 11:59pm		:
		Dress Rehearsal Due Apr 28 at 8am 20 pts		:
		Executive Summary Due Apr 14 at 11:59pm 20 pts		:
		Persuasive Dress Rehearsal Due Mar 19 at 7:59am 20 pts		:

Low Stakes Assignments

Points

Assignment Group

Display Grade as

Submission Type

Do not count this assignment towards the final grade ☐

Points

Assignment Group


Display Grade as

Submission Type

Do not count this assignment towards the final grade ☐

Comments

Assignment Comments




Paula

Attention getter: Who knows where Spain is, show of hands no interaction
Left out a previous statement
First point: Where it is, languages
Name, where do I live
Days ago went to California, tennis
No transition to what makes Spain
different topic, implied by slide change
Talked about Paula and family gathering
Traditional dance in Sardana
Story about celebrating world cup and day of victory
Next, another traditional dance
Next, we'll have personal photos, dancing
In conclusion, country, self, traditions
Overall, a good effort but it wasn't clearly organized around three main points. As a listener, it seemed like a whole bunch of stories related to you growing up that would have benefited from more structure

×

Grading

Gradebook ▾ View ▾ Actions ▾

Student Name	Zoom Assignment Out of 1	MS-DgMA Program G... Out of 1	Assignments	Total	⋮
	-	-	-	-	Sort by >
	-	-	-	-	Display as Points
	-	-	-	-	Move to Front
	-	-	-	-	

Rubrics

Rubrics




Title: [Find a Rubric](#)

Criteria	Ratings	Pts
Description of criterion Range <input type="checkbox"/>	5 pts Full Marks + 0 pts No Marks	<input type="text" value="5"/> pts
+ Criterion Find Outcome		Total Points: 5

- ☐ I'll write free-form comments when assessing students
- ☐ Remove points from rubric
- ☐ Don't post Outcomes results to Learning Mastery Gradebook
- ☐ Use this rubric for assignment grading
- ☐ Hide score total for assessment results





Points	100
Submitting	a file upload
Due	For
Apr 14 at 7:59am	Everyone
<input type="button" value="+ Rubric"/>	

Rubrics

Assignment Rubric								  	
Criteria	Ratings							Pts	
Assignment follows the correct submission guidelines and instructions listed in the assignment description.	10.0 pts All required guidelines and instructions were correctly followed.	9.0 pts Assignment was submitted with most guidelines and instructions correctly followed but a few were missed.	8.0 pts Some effort was made to submit assignment with the needed guidelines and instructions correctly followed, but several problems exist.		7.0 pts Minimal effort was made to submit assignment with the needed guidelines and instructions correctly followed, but significant problems exist.		0.0 pts Assignment fails to comply with submission guidelines and instructions.		10.0 pts
Quality & Analysis	10.0 pts Assignment response exhibits high quality content and analysis with supporting evidence (when appropriate)		9.0 pts Assignment response exhibits quality content and analysis with supporting evidence (when appropriate), but there are a few errors.		8.0 pts Assignment response exhibits some quality content and analysis with minimal supporting evidence (when appropriate), but there are a significant errors in content and analysis.		7.0 pts Demonstrates minimal levels of quality content and analysis, lacks evidence.	0.0 pts Lacks quality content, analysis, and evidence.	10.0 pts
Formatting & Professionalism of Work	5.0 pts Formatting is appropriate to the mode of delivery and exhibits substantially error-free professional work.		4.0 pts Formatting is largely appropriate to the mode of delivery. Exhibits largely error-free professional work, but a few errors are present.		3.0 pts Formatting is partially appropriate to the mode of delivery. Exhibits more errors than would be expected in professional work.		0.0 pts Formatting is not appropriate to the mode of delivery. Exhibits far more errors than would be expected in professional work.		5.0 pts
Total Points: 25.0									

Rubrics

Grading

INFORMATIVE SPEECH				
Criteria	Ratings			Pts
I. ORGANIZATION A. Introduction 1. Gain attention? view longer description	4 pts Full Marks - Opens w/impact	2 pts Somewhat agree - Uses a opening statement; does not gain attention	0 pts No Marks - Does not open w/impact	2 / 4 pts 
I. ORGANIZATION A. Introduction 2. Create bond w/audience? view longer description	3 pts Full Marks - Polls audience, interaction	2 pts Somewhat agree - Rhetorical question or doesn't follow up	0 pts Disagree - Skips the poll; no poll is asked; no bond created w/audience	2 / 3 pts 
I. ORGANIZATION A. Introduction 3. Preview Main points? view longer description	3 pts Full Marks - Previews main points (enumerates, clearly states main points).	2 pts General structure/organization seems adequate. Difference between main points and supporting details is blurred	0 pts No preview included.	3 / 3 pts 
I.	3 pts	2 pts	0 pts	

THE END