



Teaching in the Foreign Languages

Presented by Courtney Brunone
MAFLP

Dept. of Foreign Languages and
Literatures





Overview of Session



- I. Introduction
- II. Some tips for your future TA experience
 - A. Preparation
 - B. Crash course in Teaching a foreign language
 - C. Getting your students to communicate independently in the FL
- III. Conclusion and Questions

Introduction

Are you a MAFL? or an MAFLP?

In our Foreign Language department, TA's are either co-instructors in their FL or they teach their own course. We carry the responsibility of a real instructor, but more importantly, our students see us as instructors!

Therefore...



We must PREPARE as if we were
(gasp) real, actual instructors!

Three components of Preparation:

1. Communication with co-instructor, coordinator and students.
2. Lesson planning (dun dun dunnnnn...)
3. Content knowledge



Communication



In order to uphold your glowing reputation as a fabulous TA, your students need to see that you and your co-instructor are on the same page.

Normally, we do this by email or by brief meetings.

(See handout for example emails.)

Lesson Planning

Since we teach our own classes, having a good lesson plan is essential!

The days of “winging it” are over...sorry.



The Truth and Fallacy About Lesson Planning

1. I should have a minute-by-minute plan of what I'm going to do in class each day. T/ F
2. Each class, I should give the students an idea of what they will be doing in class. T/F
3. It's a review day, so I don't need to prepare anything because the students will ask me questions. T/ F
4. If my lesson runs short, I can let the students out 15 minutes early. T/F
5. I planned an activity that we did not have time to finish. I should at least try to discuss it the next time I see the students. T/F

Final True/ False Question:

Since I'm a graduate student, I know everything about the French, Spanish or German language so I don't need to look anything up before teaching my students.





True or False?

(hint: If you answer True, you may exit at this time.)



Another Component of Preparation is Content Knowledge.

In order to be an effective FL TA, you need to know what you're teaching. Even though you are going to be busy, you **NEED** to look things up and refresh yourself from time to time.



Now for your Crash Course in Foreign Language Pedagogy!

The 4 Communicative Skills are...




How did you learn your FL? Did you focus more on one skill than another?

Some ideas for...

Reading	Listening	Writing	Speaking

Getting Our Students to Communicate Independently in the FL



Which classroom is preferable: a student-centered environment or a teacher-centered environment?

The most successful lessons I have had are those that require the students to communicate with each other!

Example Activity For Your Classroom

“Speed dating”

1. Everyone think up one question that pertains to your future TA experience.

(Ex. “What would you do...?” “What do you think about...?”
“Are you nervous about ___ and why?” etc.)

2. Form 2 parallel lines so that you are facing one person.

3. Each set of partners will have a few minutes to discuss their individual questions with one another.

4. Change partners.

Other Student-Centered Ideas

1. Surveys
2. Interviews
3. Information gap activities
4. Memory games
5. Other suggestions?

Question time!