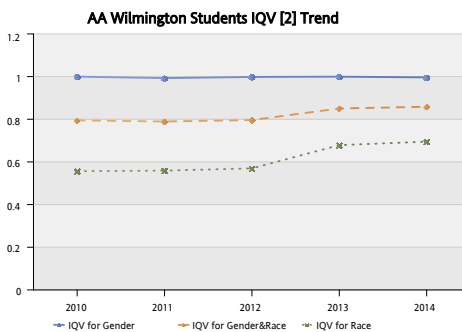
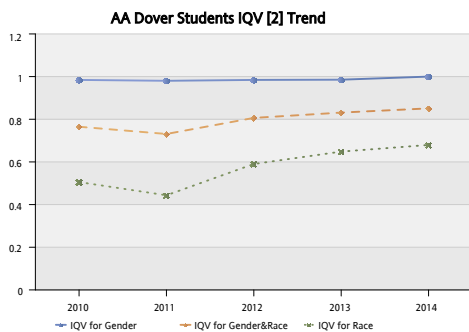
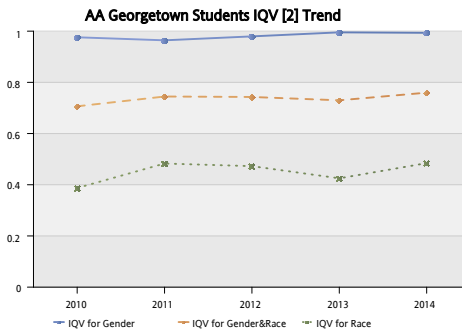
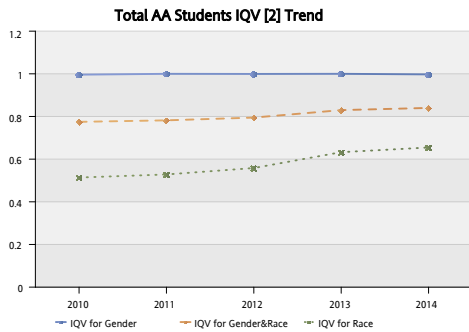


		ASSOCIATE IN ARTS-WILMINGTON									
		2010		2011		2012		2013		2014	
		N	%	N	%	N	%	N	%	N	%
<b>Grand Total</b>		<b>462</b>	<b>100.0%</b>	<b>483</b>	<b>100.0%</b>	<b>498</b>	<b>100.0%</b>	<b>506</b>	<b>100.0%</b>	<b>460</b>	<b>100.0%</b>
White		326	70.6%	341	70.6%	347	69.7%	311	61.5%	274	59.6%
African-American		59	12.8%	51	10.6%	60	12.0%	79	15.6%	85	18.5%
Hispanic		31	6.7%	37	7.7%	46	9.2%	51	10.1%	41	8.9%
Asian		17	3.7%	27	5.6%	23	4.6%	24	4.7%	20	4.3%
Native American		1	0.2%	2	0.4%	1	0.2%	0	0%	0	0%
International		4	0.9%	3	0.6%	7	1.4%	13	2.6%	7	1.5%
Other <sup>1</sup>		24	5.2%	22	4.6%	14	2.8%	28	5.5%	33	7.2%
Female	<b>Total-Female</b>	<b>233</b>	<b>50.4%</b>	<b>221</b>	<b>45.8%</b>	<b>239</b>	<b>48.0%</b>	<b>258</b>	<b>51.0%</b>	<b>244</b>	<b>53.0%</b>
	White	157	34.0%	145	30.0%	152	30.5%	150	29.6%	138	30.0%
	African-American	30	6.5%	23	4.8%	34	6.8%	40	7.9%	45	9.8%
	Hispanic	22	4.8%	27	5.6%	31	6.2%	33	6.5%	26	5.7%
	Asian	9	1.9%	9	1.9%	6	1.2%	8	1.6%	8	1.7%
	Native American	1	0.2%	1	0.2%	1	0.2%	0	0%	0	0%
	International	2	0.4%	1	0.2%	6	1.2%	10	2.0%	5	1.1%
	Other <sup>1</sup>	12	2.6%	15	3.1%	9	1.8%	17	3.4%	22	4.8%
Male	<b>Total-Male</b>	<b>229</b>	<b>49.6%</b>	<b>262</b>	<b>54.2%</b>	<b>259</b>	<b>52.0%</b>	<b>248</b>	<b>49.0%</b>	<b>216</b>	<b>47.0%</b>
	White	169	36.6%	196	40.6%	195	39.2%	161	31.8%	136	29.6%
	African-American	29	6.3%	28	5.8%	26	5.2%	39	7.7%	40	8.7%
	Hispanic	9	1.9%	10	2.1%	15	3.0%	18	3.6%	15	3.3%
	Asian	8	1.7%	18	3.7%	17	3.4%	16	3.2%	12	2.6%
	Native American	0	0%	1	0.2%	0	0%	0	0%	0	0%
	International	2	0.4%	2	0.4%	1	0.2%	3	0.6%	2	0.4%
	Other <sup>1</sup>	12	2.6%	7	1.4%	5	1.0%	11	2.2%	11	2.4%



<sup>2</sup>The index of qualitative variation (IQV) is a measure of variability. IQV value varies between 0 and 1, with 0 indicating no variability at all, and 1 indicating perfect variation—cases evenly divided across all categories. In other words, the closer the IQV value is to 1, the more diverse the student population is with regard to Race, Gender or Gender/Race combination.

<sup>1</sup>Other includes Native Hawaiian or Other Pacific Islander, Two or More Races, Non-Specific, or Unknown.