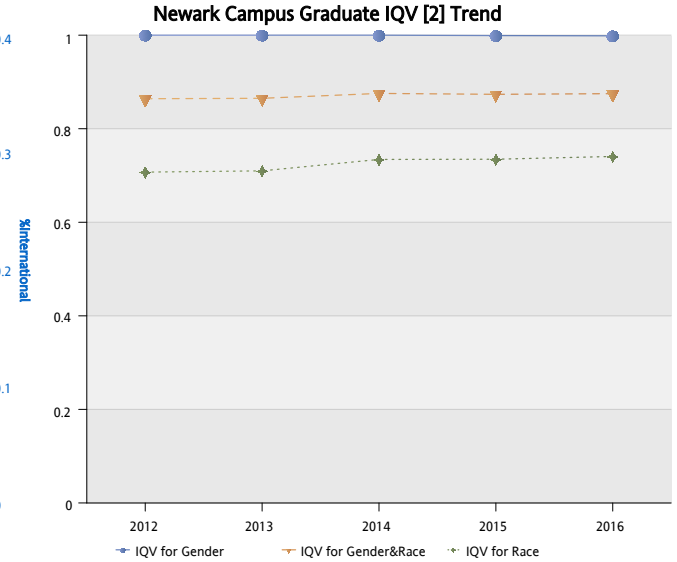
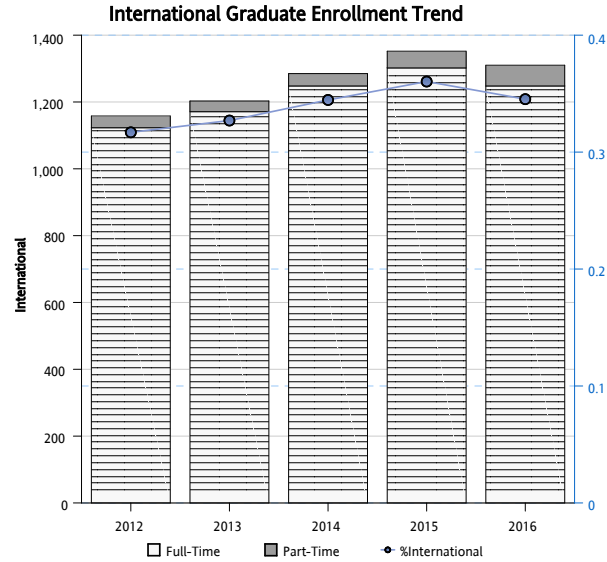
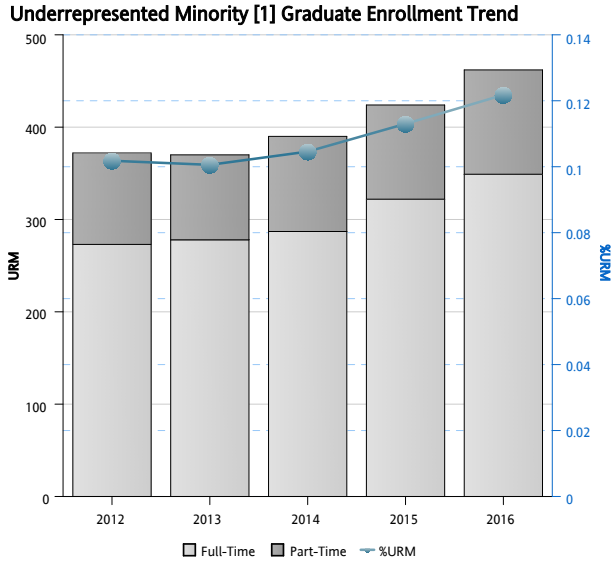


GRADUATE ENROLLMENT BY UNDERREPRESENTED MINORITY¹ AND INTERNATIONAL STATUS, AND INDEX OF QUALITATIVE VARIATION²

NEWARK CAMPUS OVERALL

Fall 2012 Through Fall 2016



¹Underrepresented Minority is based on all ethnicity categories and includes Black, Hispanic, Native American Indian, Hawaiian or Other Pacific Islander.

²The index of qualitative variation (IQV) is a measure of variability. IQV value varies between 0 and 1, with 0 indicating no variability at all, and 1 indicating perfect variation—cases evenly divided across all categories. In other words, the closer the IQV value is to 1, the more diverse the student population is with regard to Race, Gender or Gender/Race combination.