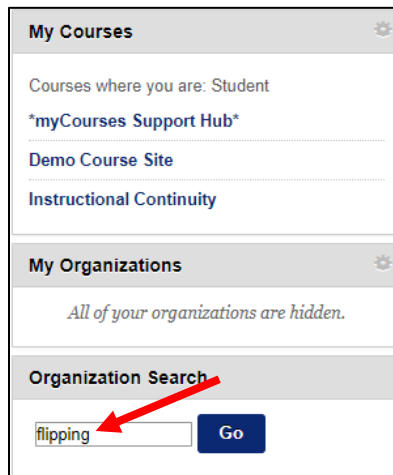


Enrolling in the Fundamentals of Flipping Site

Step 1:

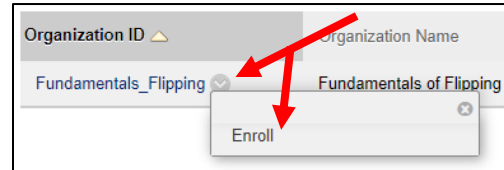
On the myCourses Dashboard type “flipping” into the “Organization Search” box located below your list of courses. Next, click the “Go” button.



The screenshot shows the 'My Courses' dashboard. Under the 'Organization Search' section, the text 'flipping' is entered into the search box, and the 'Go' button is highlighted with a red arrow.

Step 2:

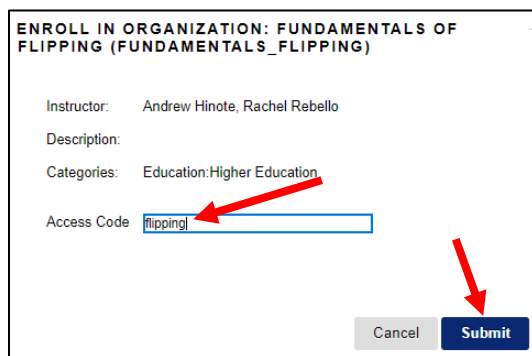
Place your mouse arrow over “Fundamentals of Flipping” and click on the down arrow button that appears to the right. Choose “Enroll.”



The screenshot shows the search results for 'Fundamentals of Flipping'. The 'Fundamentals of Flipping' entry is selected, and the 'Enroll' button is highlighted with a red arrow.

Step 3:

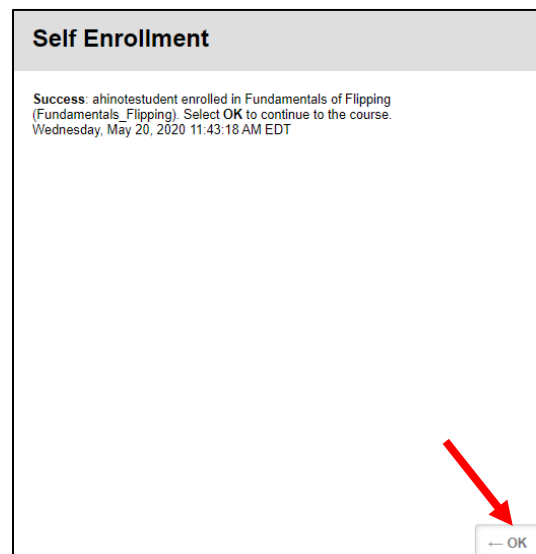
Type “flipping” into the access code field and then click “Submit.”



The screenshot shows the 'ENROLL IN ORGANIZATION: FUNDAMENTALS OF FLIPPING (FUNDAMENTALS_FLIPPING)' screen. The 'Access Code' field contains 'flipping', and the 'Submit' button is highlighted with a red arrow.

Step 4:

Click “OK” to finish enrolling and enter the Fundamentals of Flipping site.



The screenshot shows the 'Self Enrollment' success message: 'Success: ahinotestudent enrolled in Fundamentals of Flipping (Fundamentals_Flipping). Select OK to continue to the course. Wednesday, May 20, 2020 11:43:18 AM EDT'. The 'OK' button is highlighted with a red arrow.