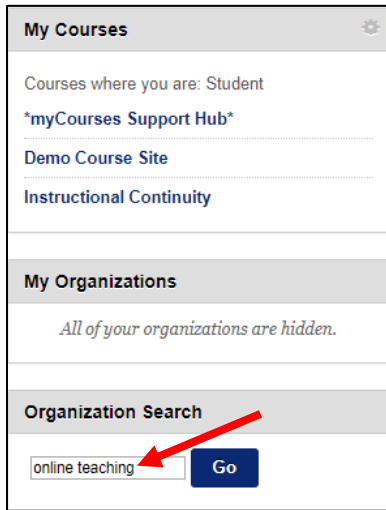


## Enrolling in the Online Teaching Resources Site

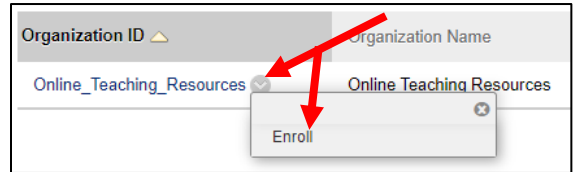
### Step 1:

On the myCourses Dashboard type “**online teaching**” into the “Organization Search” box located below your list of courses. Next, click the “**Go**” button.



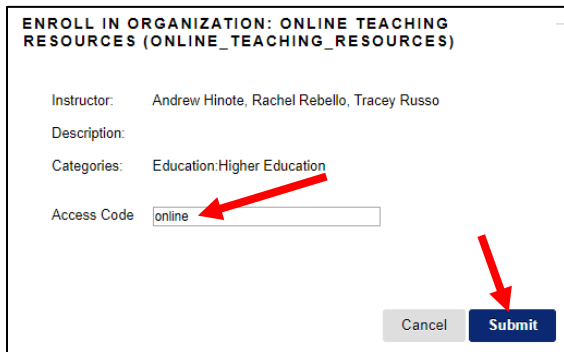
### Step 2:

Place your mouse arrow over “**Online Teaching Resources**” and click on the down arrow button that appears to the right. Choose “**Enroll.**”



### Step 3:

Type “**online**” into the access code field and then click “**Submit.**”



### Step 4:

Click “**OK**” to finish enrolling and enter the Online Teaching Resources site.

