



A&S Summer 2017 Instructor Report for SU2017.L24.Math.1011.41 - Introduction to Statistics (Elena Labzina)

A&S Summer 2017 Course Evaluations

Project Audience 20

Responses Received 15

Response Ratio 75.00%

Report Comments

Welcome to your Instructor Report for WashU Course Evaluations. Below you will find response data from your specified course section. Responses to personalized questions appear at the bottom of the report.

The intention of this report is to provide feedback, and also to prompt improvement in areas that may be lacking. This report is accessible to appropriate department level and school level users, as determined by your school. We appreciate your dedication to our learning community at Washington University.

If you have questions about this report, please contact evals@wustl.edu

Reports will not be generated for course sections with no responses.

Creation Date Thu, Aug 31, 2017



Subsection Evaluation

Past research shows that the students' answers to any one question can be noisy, more prone to biases, and provide less useful data for evaluating courses and instructors. Since interpreting individual questions, including their relative highs and lows, can easily lead to inaccurate conclusions due to low reliability, individual question responses are not available in any standard report.

However, combining students' responses to several questions aimed at measuring the same underlying attribute can improve the quality of the measures. Therefore, the statistics displayed for each attribute (mean, median, mode, and standard deviation) are calculated from the grouped responses to all the questions in each topical block.

The varied rating scale responses are statistically reliable as individual questions.

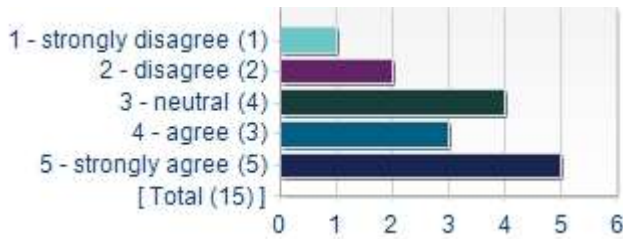
TA Evaluation

Instruction

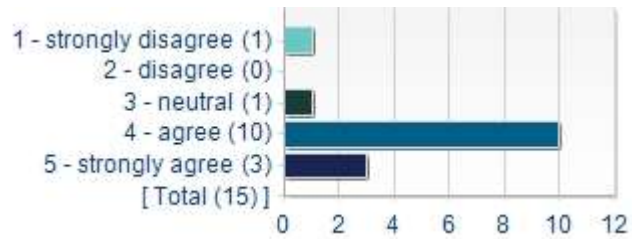
Question	Score			
	Mean	Median	Response Count	Standard Deviation
Material was presented clearly	3.60	4.00	15	1.30
Questions were answered clearly and concisely	3.93	4.00	15	0.96
Material was presented at an appropriate pace	3.73	4.00	15	0.70
The TA was well prepared for section	4.38	5.00	13	0.77
The TA used time well	4.38	5.00	13	0.77
The TA effectively led the section	4.00	4.00	13	0.82
Topics were effectively related to the course lectures	4.33	5.00	15	0.82
Communicated at a level appropriate for the class	4.07	4.00	15	1.03

Instruction - Breakdown by Frequency

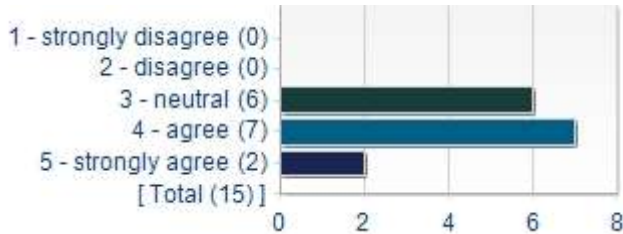
1. Material was presented clearly



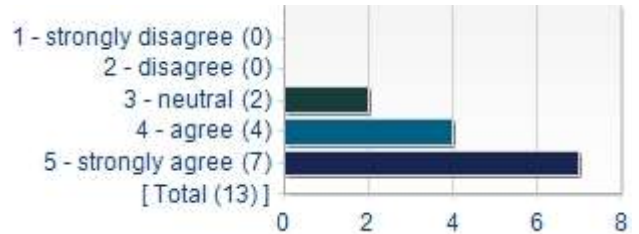
2. Questions were answered clearly and concisely



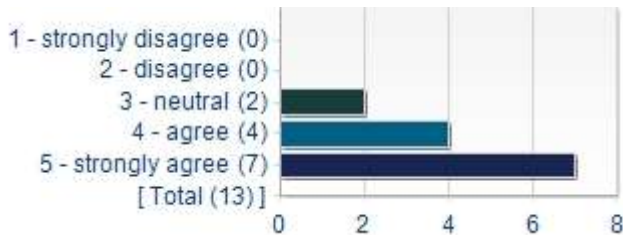
3. Material was presented at an appropriate pace



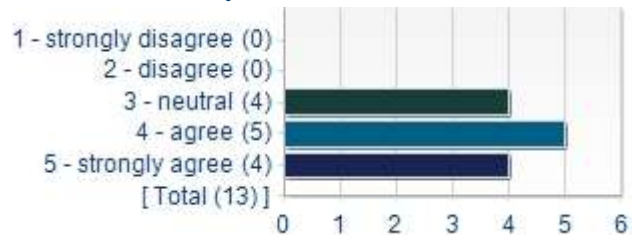
4. The TA was well prepared for section



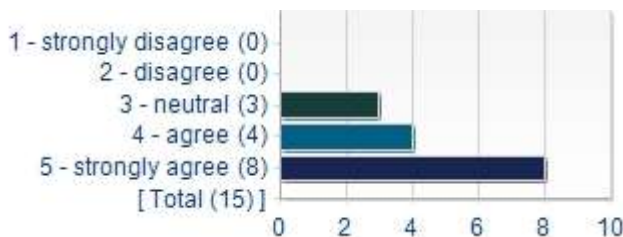
5. The TA used time well



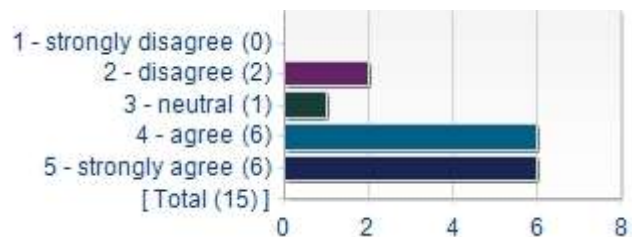
6. The TA effectively led the section



7. Topics were effectively related to the course lectures

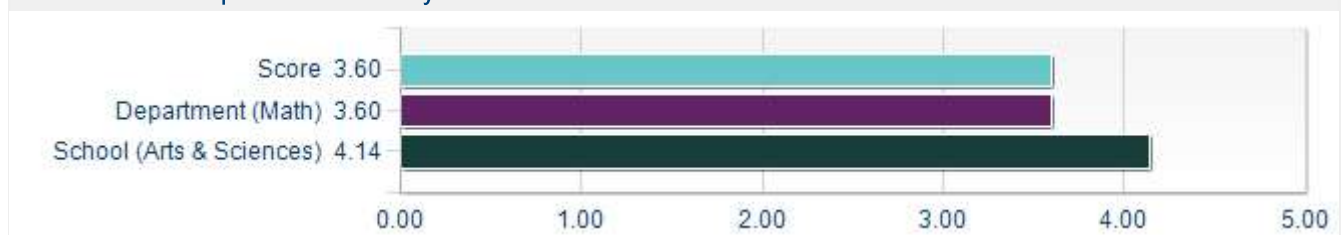


8. Communicated at a level appropriate for the class

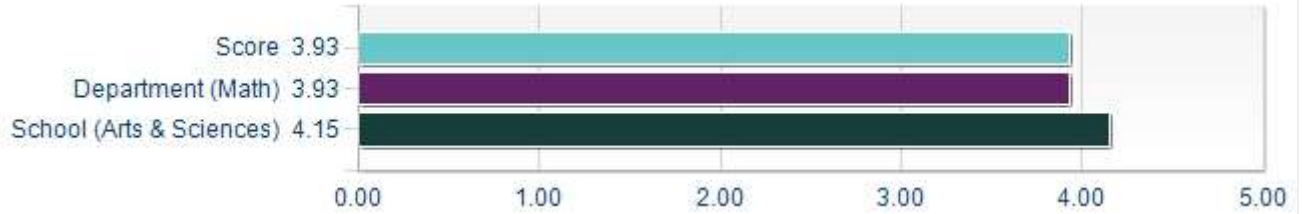


Instruction - Comparison Detail

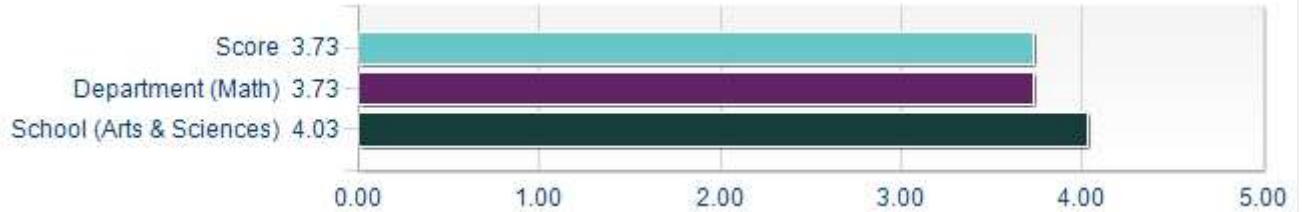
1. Material was presented clearly



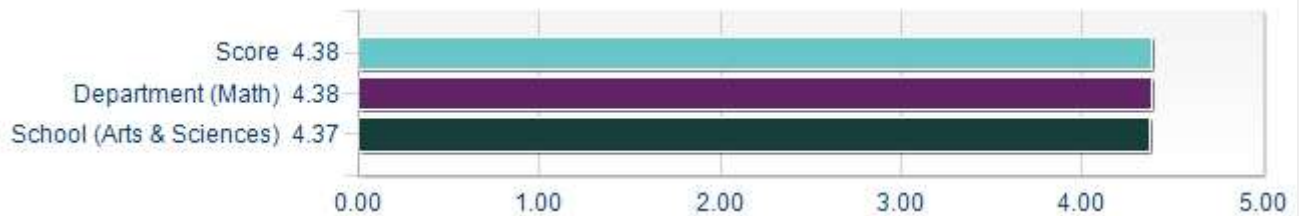
2. Questions were answered clearly and concisely




3. Material was presented at an appropriate pace



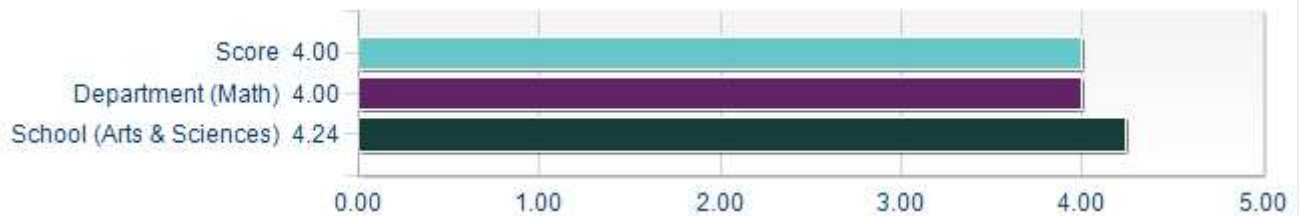
4. The TA was well prepared for section




5. The TA used time well



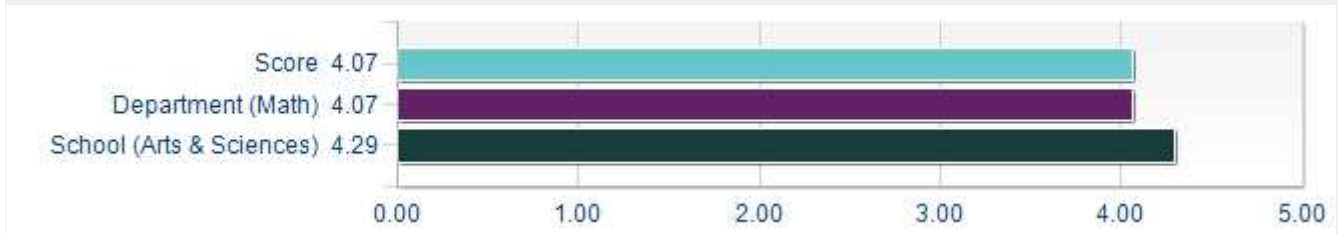
6. The TA effectively led the section



7. Topics were effectively related to the course lectures



8. Communicated at a level appropriate for the class

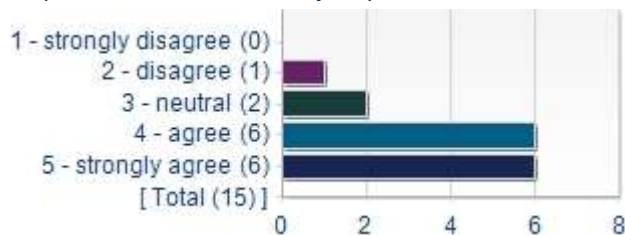


Interaction with Students

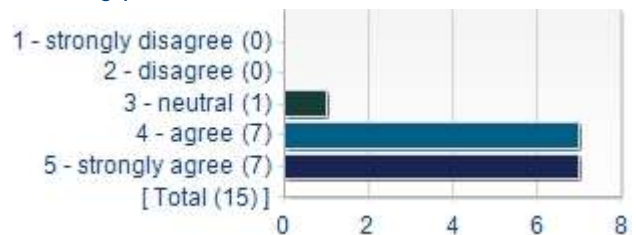
Question	Score			
	Mean	Median	Response Count	Standard Deviation
Expectations were clearly explained	4.13	4.00	15	0.92
Grading procedures were fair	4.40	4.00	15	0.63
TA was concerned for students	4.46	5.00	13	0.78
TA was available for consultation outside of section	4.54	5.00	13	0.78
TA maintained positive environment in section	4.54	5.00	13	0.66

Interaction with Students - Breakdown by Frequency

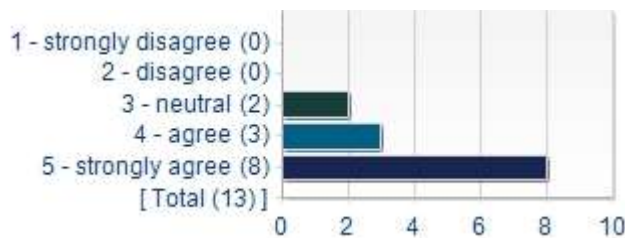
1. Expectations were clearly explained



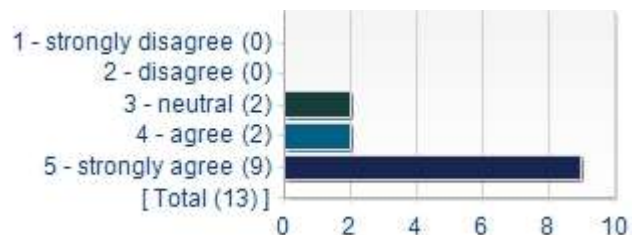
2. Grading procedures were fair



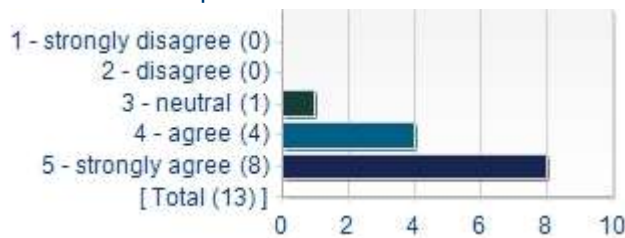
3. TA was concerned for students



4. TA was available for consultation outside of section

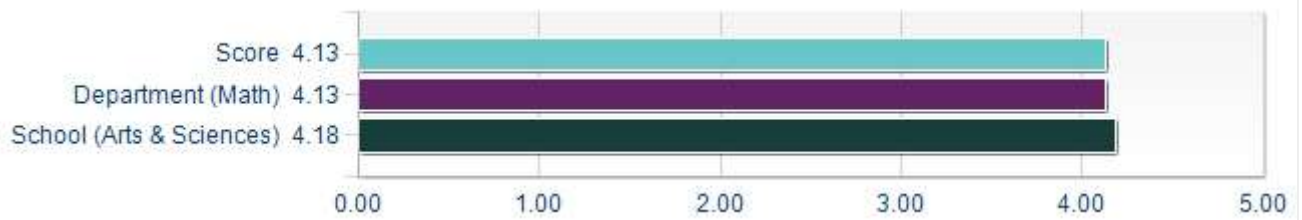


5. TA maintained positive environment in section

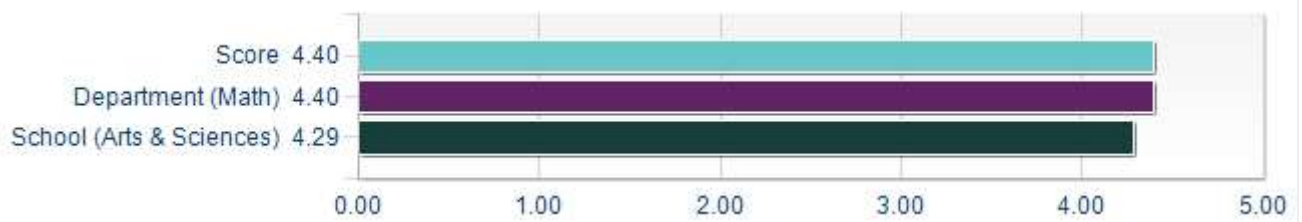


Interaction with Students - Comparison Detail

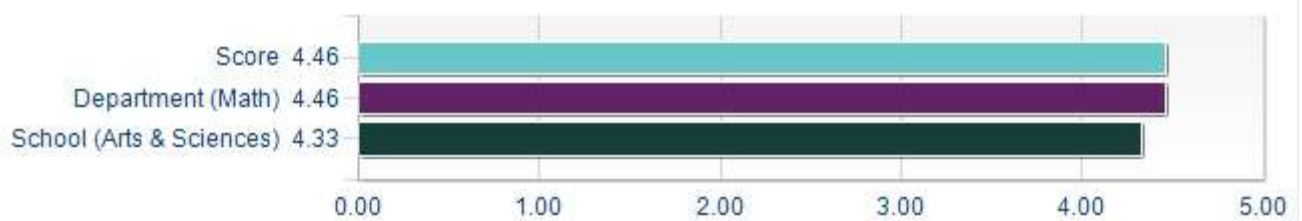
1. Expectations were clearly explained



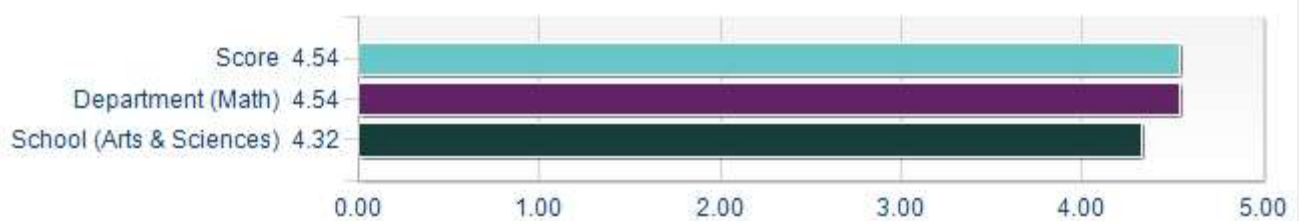
2. Grading procedures were fair




3. TA was concerned for students



4. TA was available for consultation outside of section



5. TA maintained positive environment in section



Please provide any additional feedback on **Elena Labzina** that was not covered by the previous questions.

Comments

You are great !Thanks a lot !

Professor Labzina is a great teacher who really cares about each of the students and I really love her teaching. Maybe sometimes she can try to explain the concepts more clearly or to provide extra sources for us after the lectures that can help the students to understand the lectures better.

TA has a good command of Maths and computer science.

She is nice and friendly and responsible!

I've learnt a lot in this class.