


CHARACTERISTICS OF THE POSTDOCTORAL COMMUNITY



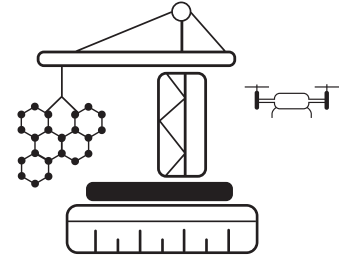
POSTDOC TITLES AT OHIO STATE

600+ TOTAL POSTDOCS

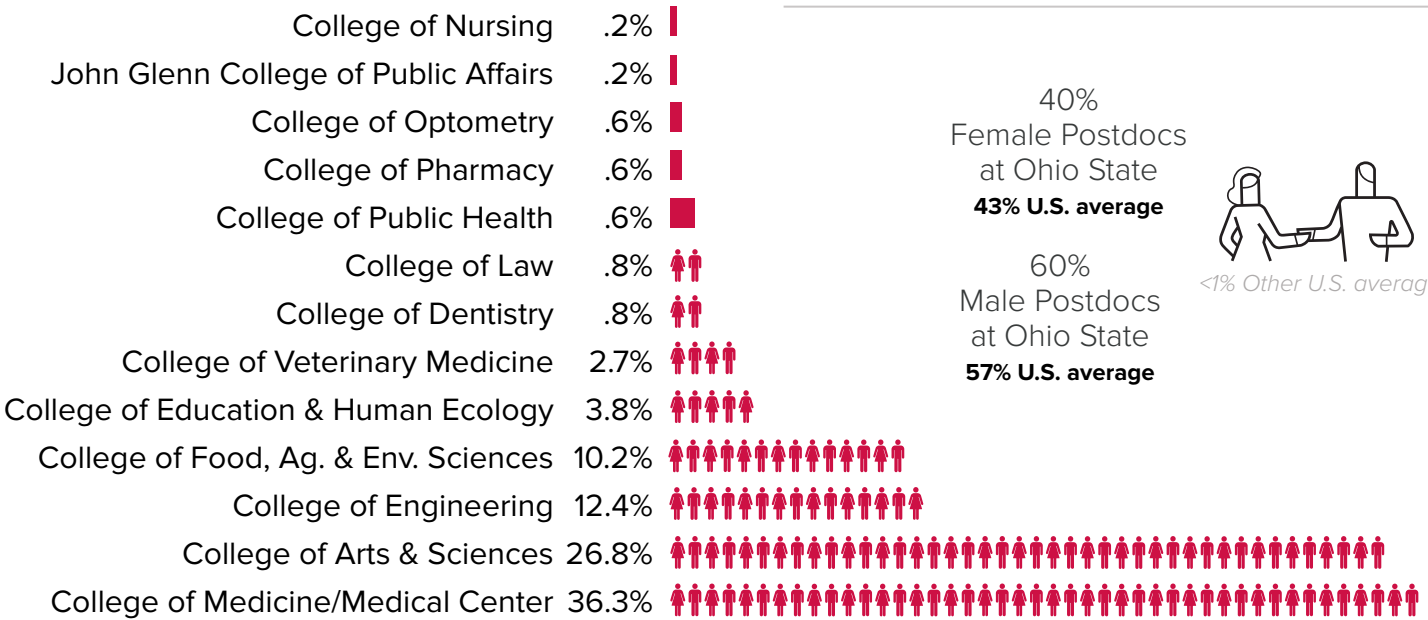
Source: Data from February 2020



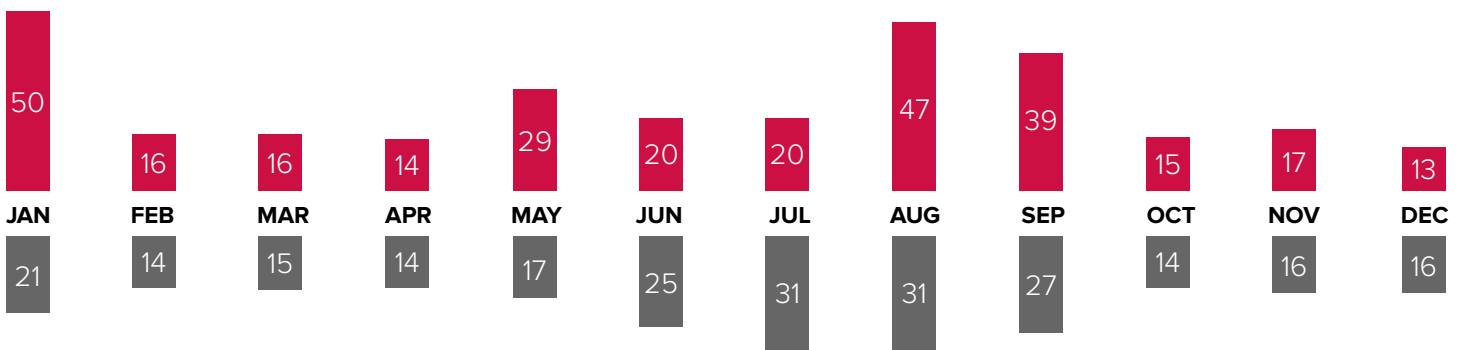
10%
OBTAINED THEIR PHD
AT OHIO STATE



95%
STEM POSTDOCS
AT OHIO STATE



POSTDOCS STARTING TRAINING AT OHIO STATE



POSTDOCS ENDING TRAINING AT OHIO STATE

Source: Data from 2019

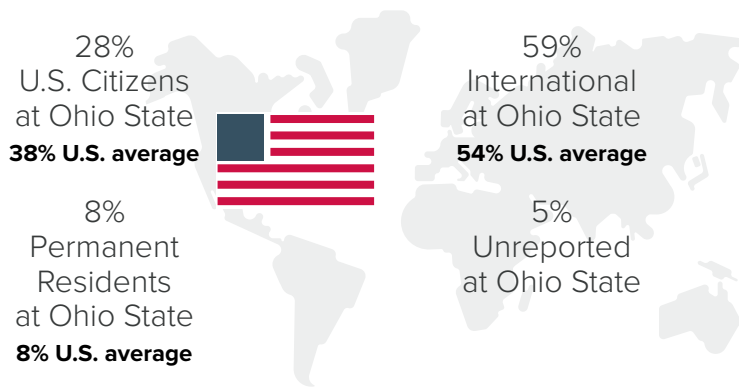
POSTDOC FUNDING AT OHIO STATE

Federal Agency	%PD
National Institutes of Health	32%
National Science Foundation	8%
Department of Energy	6%
Department of Agriculture	5%
Department of Defense	4%
National Aeronautics and Space Administration	2%
Other Federal	.5%

Alternative Funding Sources	%PD
Non-profits	7%
Colleges and University	7%
U.S. Industry (outside Ohio)	6%
State of Ohio	2%
Foreign Industry	.8%
Other (Internal)	62%


Source: Data from February 2020

NATIONALITY



Source: Data from February 2020

ETHNICITY




Ohio State Domestic Postdoc Population

U.S. Population U.S. Census Bureau Population Estimates, July 2019

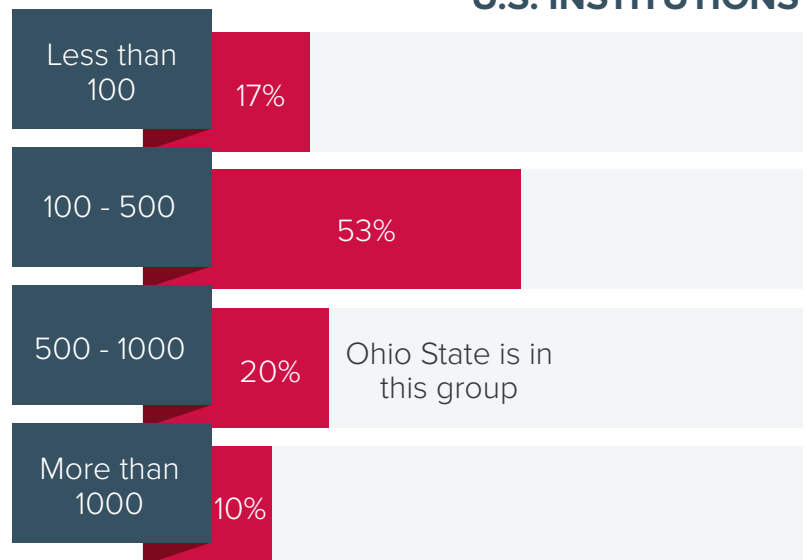
66% of U.S. institutions reported <20% postdocs are from underrepresented groups Source: 2017 National Postdoctoral Association Institutional Policy Report

INTERNATIONAL POSTDOCS AT OHIO STATE



Source: Data from February 2020

NUMBER OF ALL POSTDOCS ACROSS U.S. INSTITUTIONS



Source: 2017 National Postdoctoral Association Institutional Policy Report