

# CHARACTERISTICS OF THE POSTDOCTORAL COMMUNITY



## POSTDOCTORAL SCHOLARS AT OHIO STATE

# 600+

Source: Data from December 2020

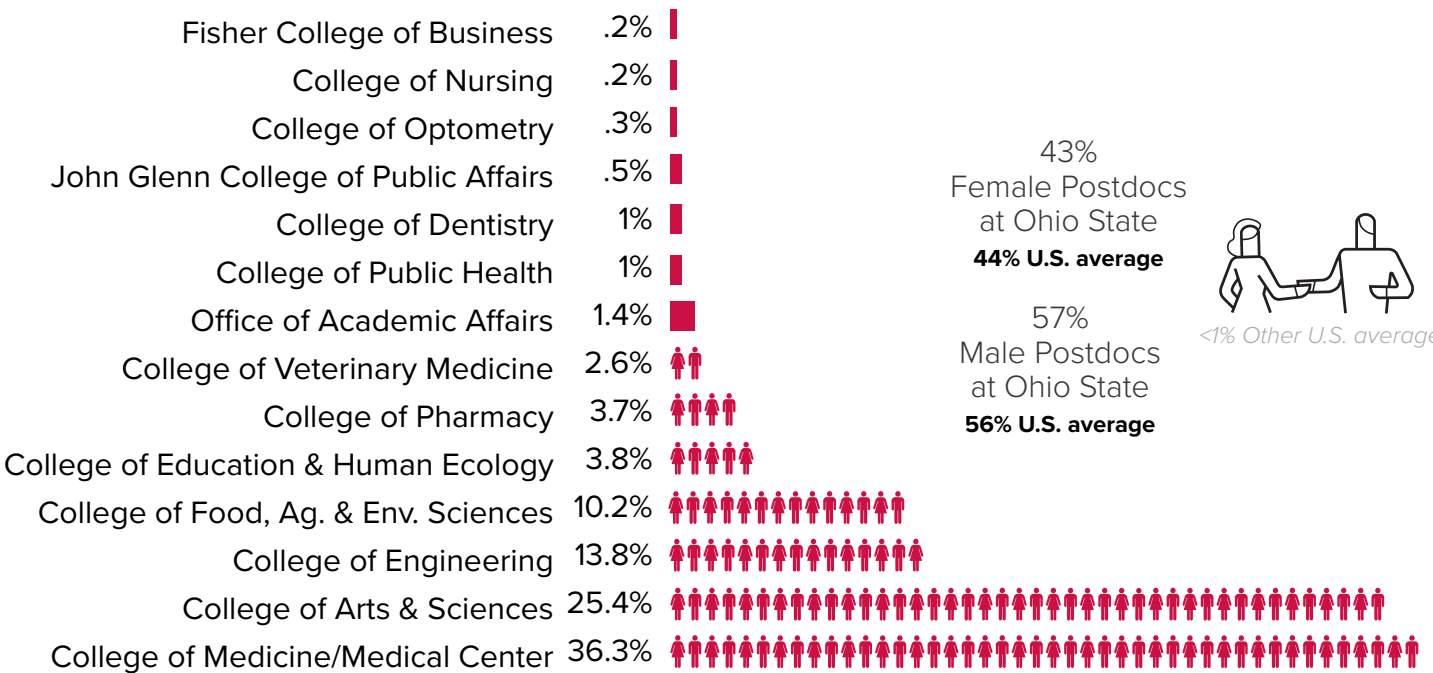
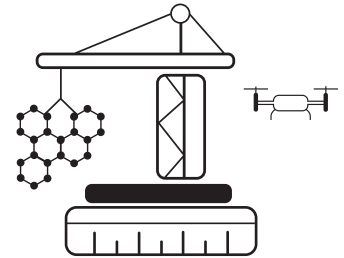


# 8%

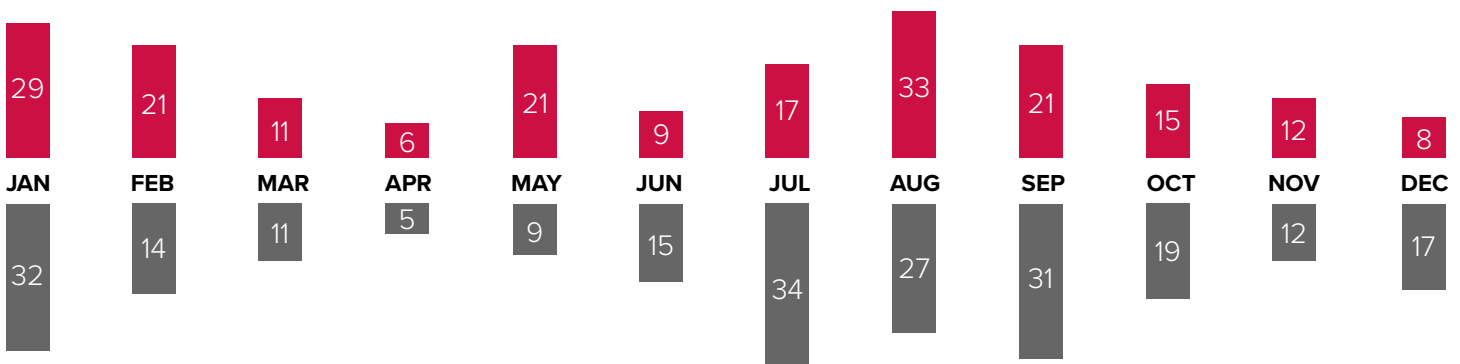
OBTAINED THEIR PHD AT OHIO STATE

# 89%

STEM POST DOCS AT OHIO STATE



### POSTDOCS STARTING TRAINING AT OHIO STATE



### POSTDOCS ENDING TRAINING AT OHIO STATE

Source: Data from 2020

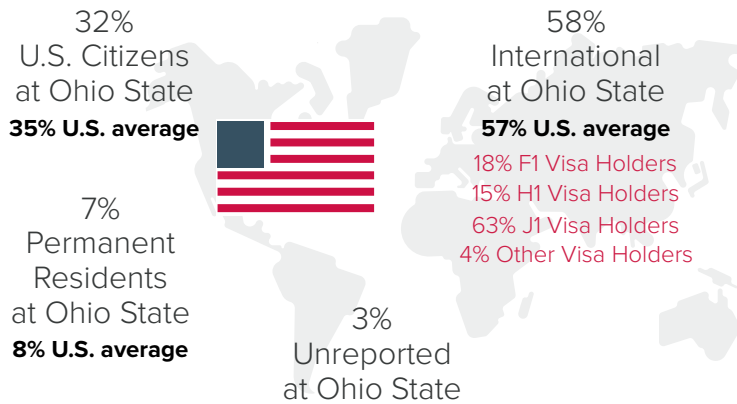
# POSTDOC FUNDING AT OHIO STATE

Federal Agency	%PD
National Institutes of Health	36%
National Science Foundation	10%
Department of Energy	5%
Health and Human Services	1%
Department of Agriculture	4%
Department of Defense	7%
National Aeronautics and Space Administration	.8%
Other Federal	1%

Alternative Funding Sources	%PD
Non-profits	6%
State of Ohio	3%
U.S. Industry (outside Ohio)	7%
Other (External)	1%
Other (Internal)	59%

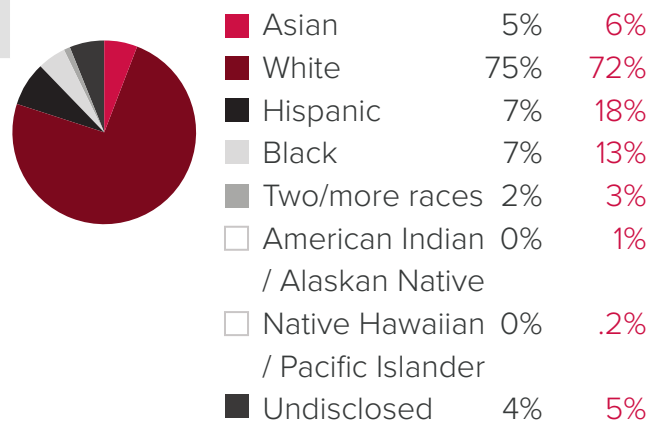
Source: Data from December 2020

## NATIONALITY



Source: Data from December 2020

## ETHNICITY



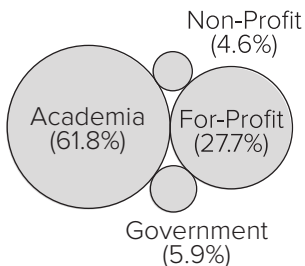
### Ohio State Domestic Postdoc Population

U.S. Population U.S. Census Bureau Population Estimates, July 2019

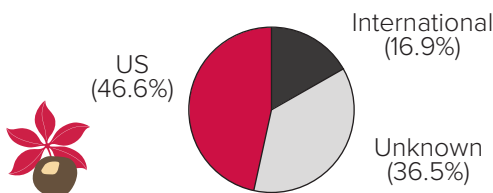
**65% of U.S. institutions reported <20% postdocs are from underrepresented groups** Source: 2021 National Postdoctoral Association Institutional Policy Report

## ANALYSIS OF OHIO STATE'S POSTDOCTORAL OUTCOMES

### Industries of Employment

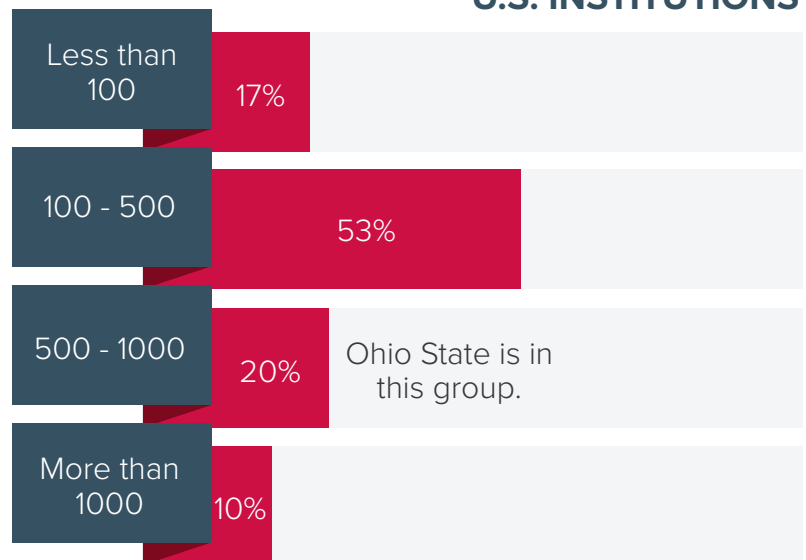


### Locations



Source: Data from December 2019

## NUMBER OF ALL POSTDOCS ACROSS U.S. INSTITUTIONS



Source: 2017 National Postdoctoral Association Institutional Policy Report