

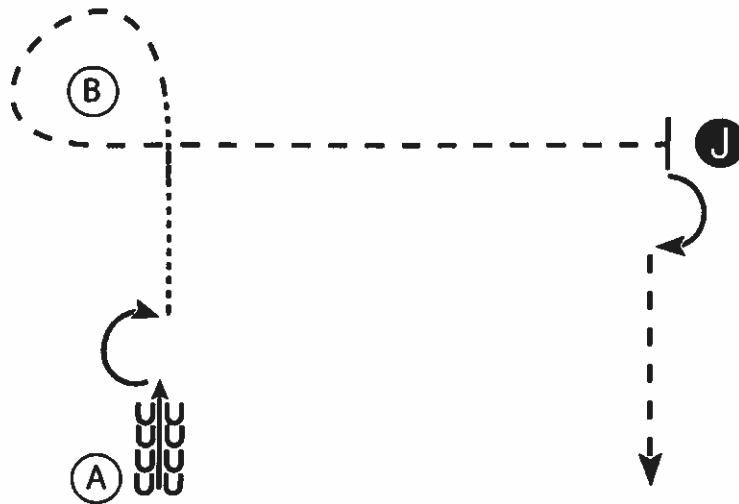
Washington County Fair

Class 1 English Showmanship 8-18

Show Date: 09-05-2020

www.HorseShowPatterns.com

www.HorseShowPatterns.com



1. At A back 4 steps
2. Perform a 180 degree turn
3. Walk to B
4. At B trot around B and to the judge, set up for inspection
5. When dismissed perform a 90 degree turn and trot straight away from the judge

Walk
 Trot - - - - -
 Back ← [Backward Trot Symbols]
 Marker (B)
 Judge (J)

[S/2-1]

Pattern Provided by:
Judge Katie Hill

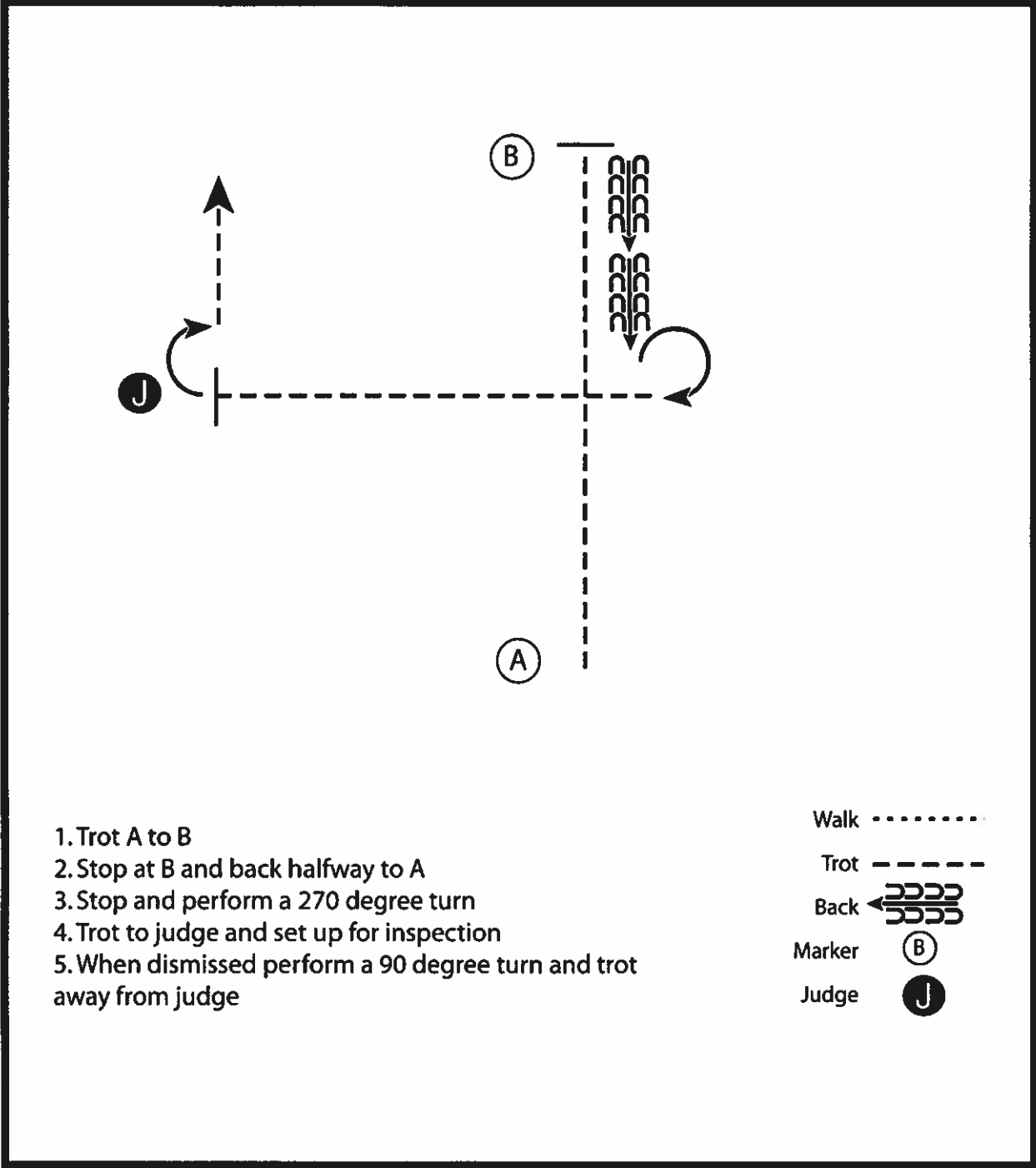
Washington County Fair

Class 3 Western Showmanship 14-18

Show Date: 09-05-2020

w w w . H o r s e S h o w P a t t e r n s . c o m

w w w . H o r s e S h o w P a t t e r n s . c o m



1. Trot A to B
2. Stop at B and back halfway to A
3. Stop and perform a 270 degree turn
4. Trot to judge and set up for inspection
5. When dismissed perform a 90 degree turn and trot away from judge

Walk
 Trot - - - - -
 Back ← C C C C C
 Marker (B)
 Judge (J)

[S/2-3]

Pattern Provided by:
Judge Katie Hill

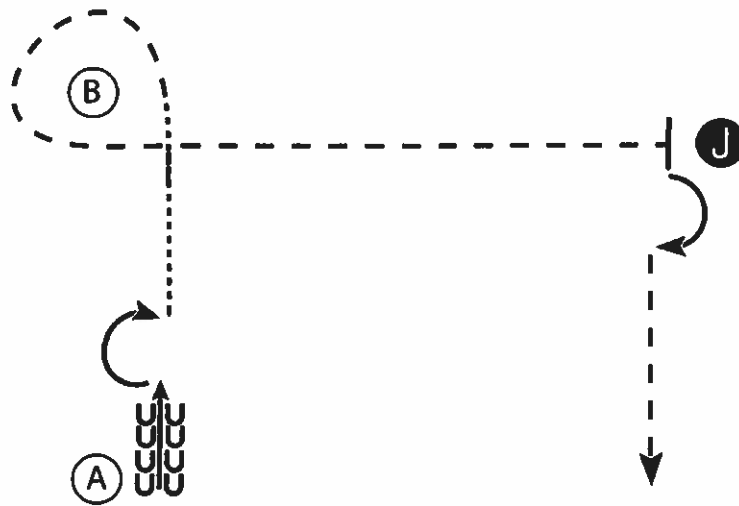
Washington County Fair

Class 4 Ranch Showmanship 8-13

Show Date: 09-05-2020

www.HorseShowPatterns.com

www.HorseShowPatterns.com



1. At A back 4 steps
2. Perform a 180 degree turn
3. Walk to B
4. At B trot around B and to the judge, set up for inspection
5. When dismissed perform a 90 degree turn and trot straight away from the judge

Walk
 Trot - - - - -
 Back ← [Backward Trot Symbol]
 Marker (B)
 Judge (J)

[S/2-1]

Pattern Provided by:
Judge Katie Hill

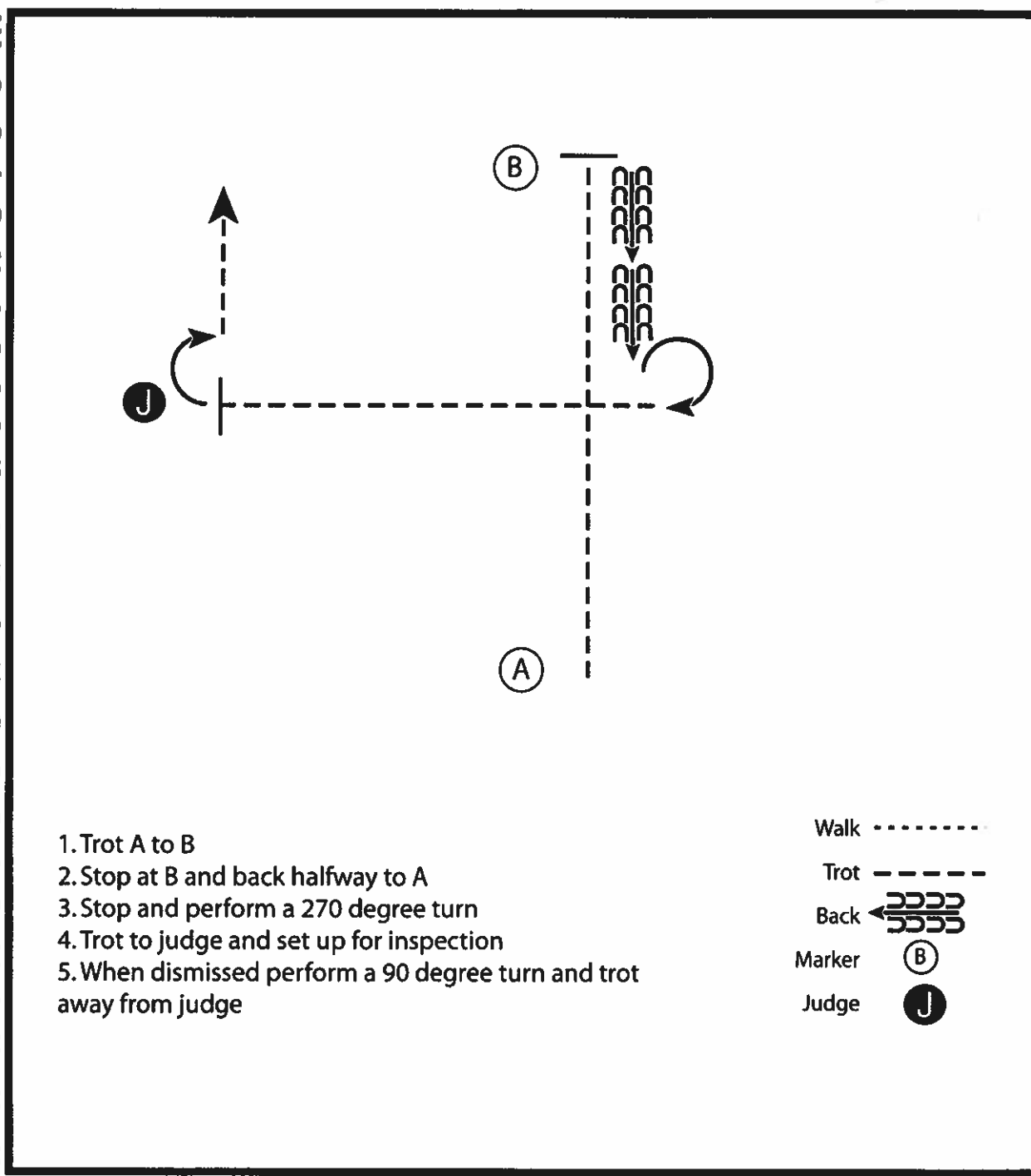
Washington County Fair

Class 5 Ranch Showmanship 14-18

Show Date: 09-05-2020

w w w . H o r s e S h o w P a t t e r n s . c o m

w w w . H o r s e S h o w P a t t e r n s . c o m



1. Trot A to B
2. Stop at B and back halfway to A
3. Stop and perform a 270 degree turn
4. Trot to judge and set up for inspection
5. When dismissed perform a 90 degree turn and trot away from judge

- Walk (dotted line)
- Trot - - - - - (dashed line)
- Back ← (line with backward-pointing chevrons)
- Marker (B) (circle with 'B')
- Judge (J) (circle with 'J')

[S/2-3]

Pattern Provided by:
Judge Katie Hill

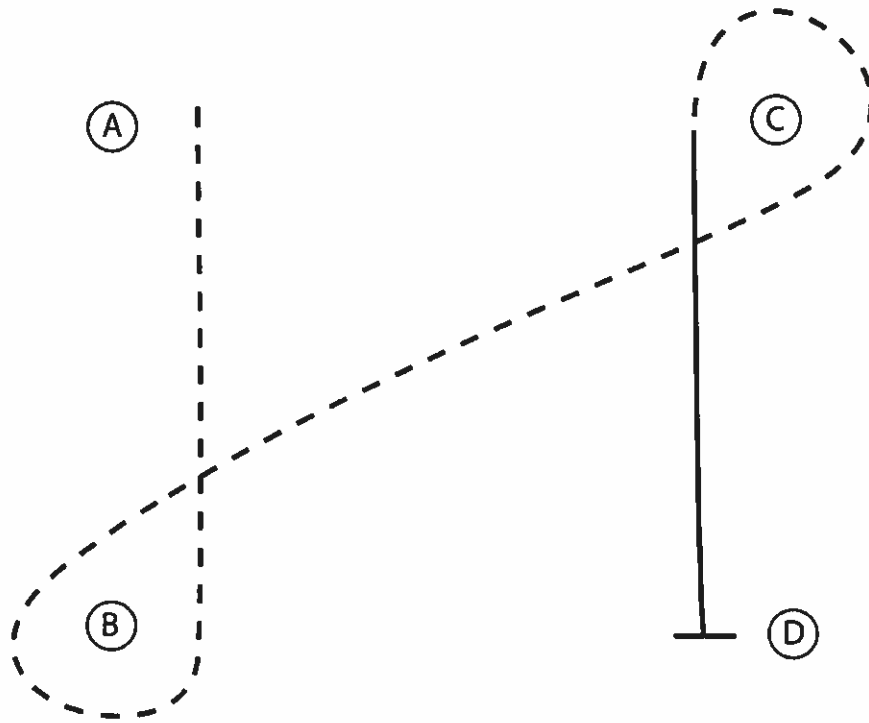
Washington County Fair

Class 9 English Equitation 14-18

Show Date: 09-05-2020

w w w . H o r s e S h o w P a t t e r n s . c o m

w w w . H o r s e S h o w P a t t e r n s . c o m



1. Sitting trot to and around B
2. Posting trot to and around C on the right diagonal
3. At C canter to D on the right lead
4. Stop at D

| | |
|---------------|-------|
| Walk | |
| Trot | ----- |
| Extended Trot | ----- |
| Canter | ————— |
| Leg Yield | |
| Lead Change | ↙↘ |
| Back | ←←←←← |
| Marker | ⊙ |
| Sidepass | ←---→ |

[HSE/2-3]

Pattern Provided by:
Judge Katie Hill

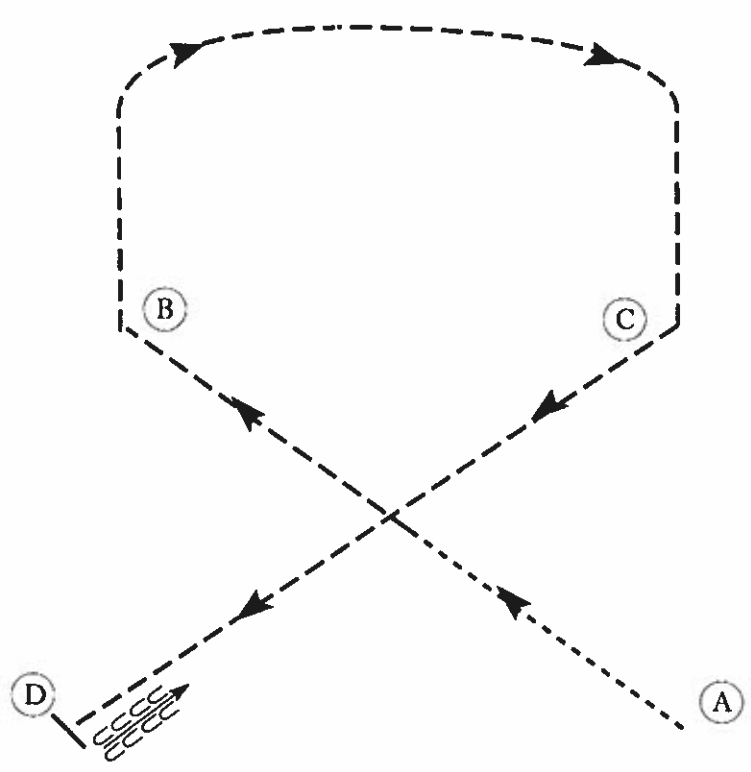
Washington County Fair

Class 8 Walk Trot Equitation 8-18

Show Date: 09-05-2020

www.HorseShowPatterns.com

www.HorseShowPatterns.com



Be ready at A.

1. Walk 1/2 way to B.
2. Posting trot on the left diagonal to B.
3. Sitting trot to C.
4. Posting trot on the right diagonal 1/2 way to D.
5. Sitting trot to D.
6. Halt at D and back approximately one horse length.

Exit at a sitting trot.

| | |
|---------------|-----------|
| Walk | ----- |
| Trot | - - - - - |
| Extended Trot | ----- |
| Canter | ===== |
| Leg Yield | |
| Lead Change | /// |
| Back | ←←←← |
| Marker | (B) |
| Sidepass | ←---← |
| Hand Gallop | ----- |

[HSE/WT-23]

Pattern Provided by:
Judge Katie Hill

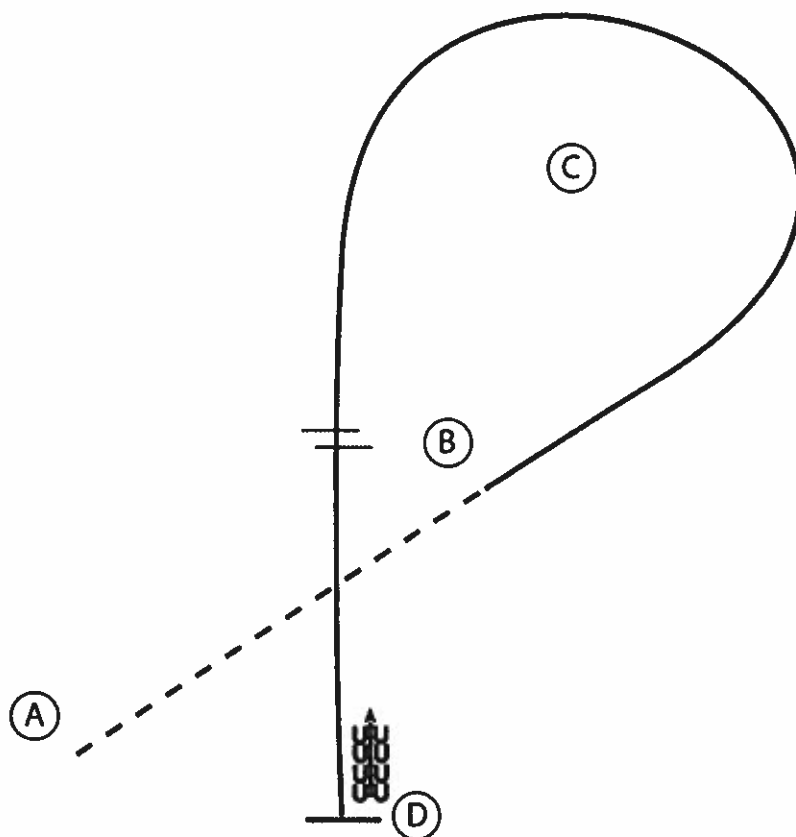
Washington County Fair

Class 10 English Equitation 14-18

Show Date: 09-05-2020

www.HorseShowPatterns.com

www.HorseShowPatterns.com



1. Posting trot, right diagonal, A to B
2. At B canter on the right lead around C to B
3. At B perform a simple lead change and continue to D
4. Stop at D and back approximately one horse length.

| | |
|---------------|-------------|
| Walk | |
| Trot | - - - - - |
| Extended Trot | — — — — — |
| Canter | ————— |
| Leg Yield | |
| Lead Change | ↘ |
| Back | ←←←←← |
| Marker | ⊙ |
| Sidepass | ← - - - - → |

[HSE/2-9]

Pattern Provided by:
Judge Katie Hill

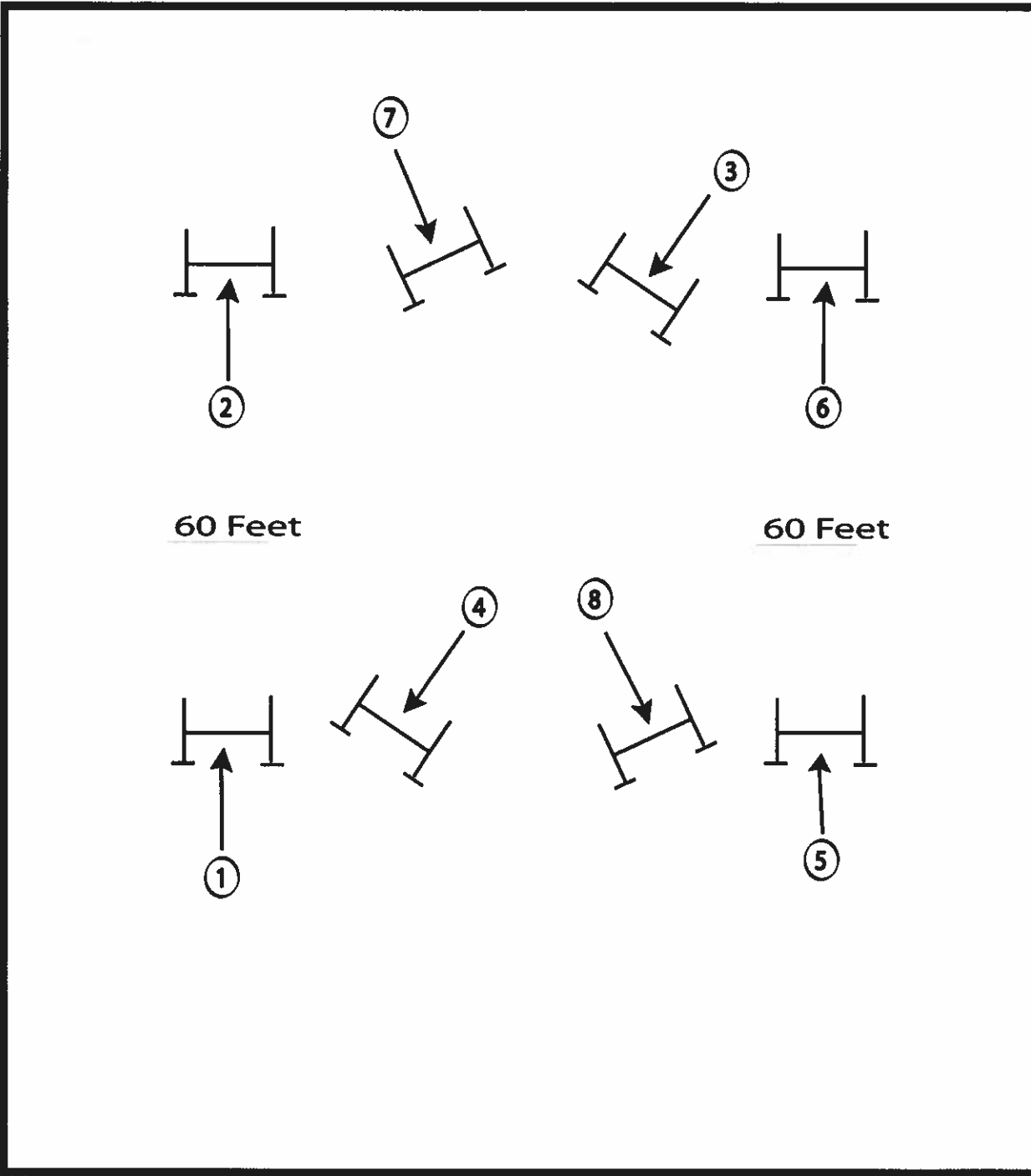
Washington County Fair

Class 17 Working Hunter Over Fences 14-18

Show Date: 09-05-2020

w w w . H o r s e S h o w P a t t e r n s . c o m

w w w . H o r s e S h o w P a t t e r n s . c o m



[WH/O-2]

Pattern Provided by:
Judge Katie Hill

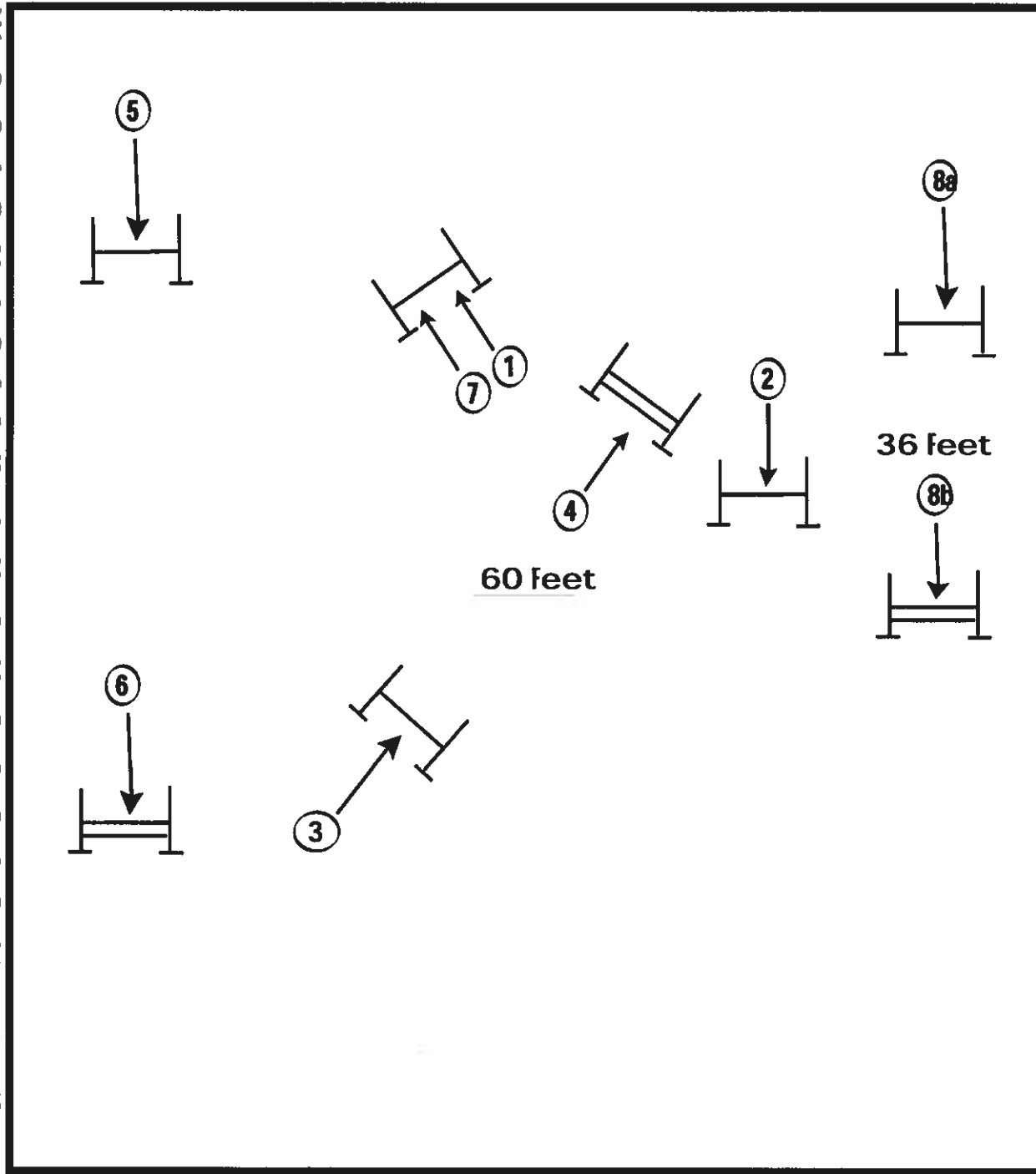
Washington County Fair

Class 19 Hunt Seat Equitation over Fences 8-18

Show Date: 09-05-2020

www.HorseShowPatterns.com

www.HorseShowPatterns.com



[HSEOF/1]

Pattern Provided by:
Judge Katie Hill

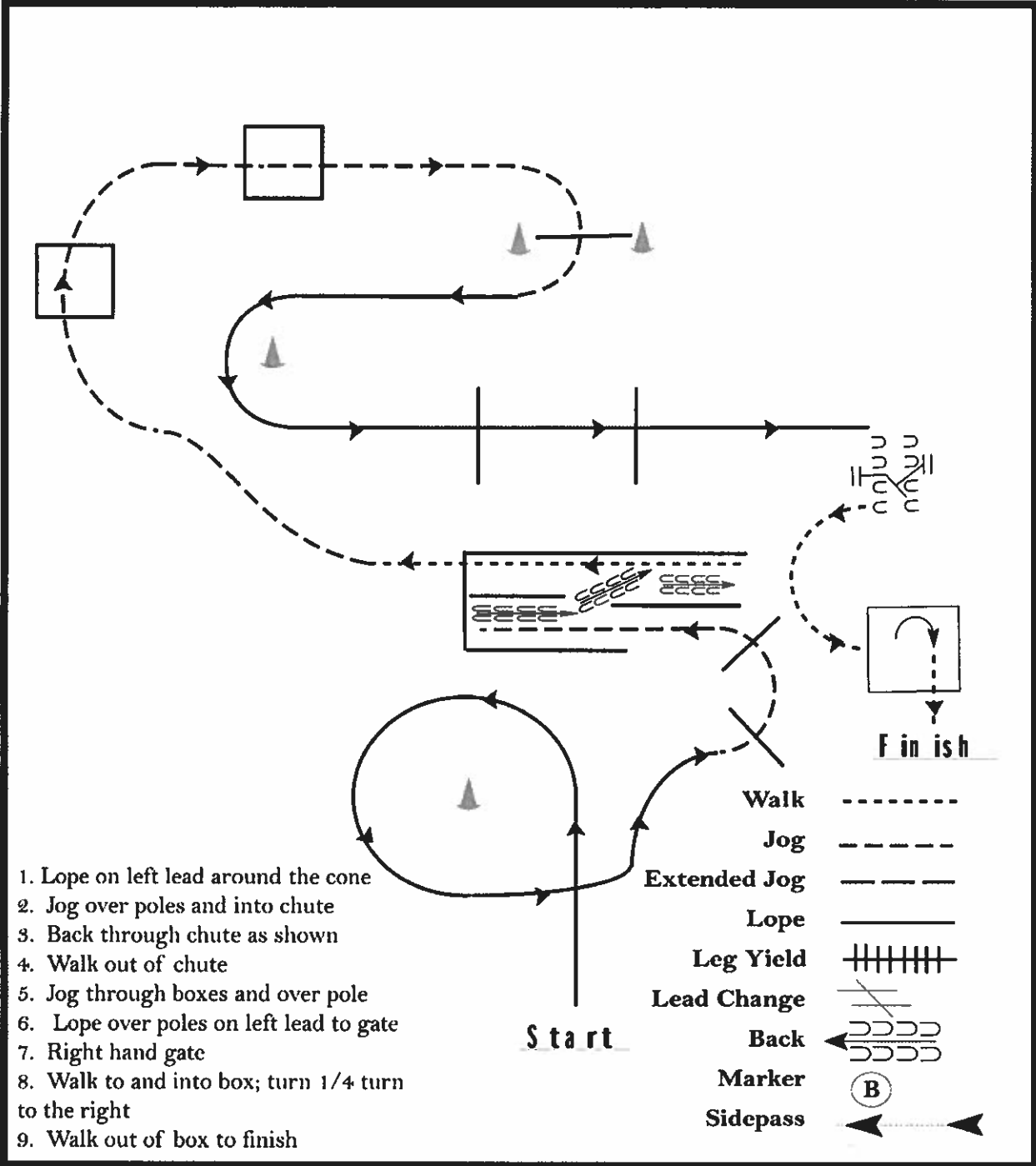
Washington County Fair

23rd
Class 24 Trail 8-18

Show Date: 09-05-2020

www.HorseShowPatterns.com

www.HorseShowPatterns.com



1. Lope on left lead around the cone
2. Jog over poles and into chute
3. Back through chute as shown
4. Walk out of chute
5. Jog through boxes and over pole
6. Lope over poles on left lead to gate
7. Right hand gate
8. Walk to and into box; turn 1/4 turn to the right
9. Walk out of box to finish

- Walk -----
- Jog - - - - -
- Extended Jog - - - - -
- Lope _____
- Leg Yield |||||
- Lead Change / / / / /
- Back <---<---<---<---<---<---<---<---<---
- Marker (B)
- Sidepass <---<---<---<---<---<---<---

[T/1-10]

Pattern Provided by:
Judge Katie Hill

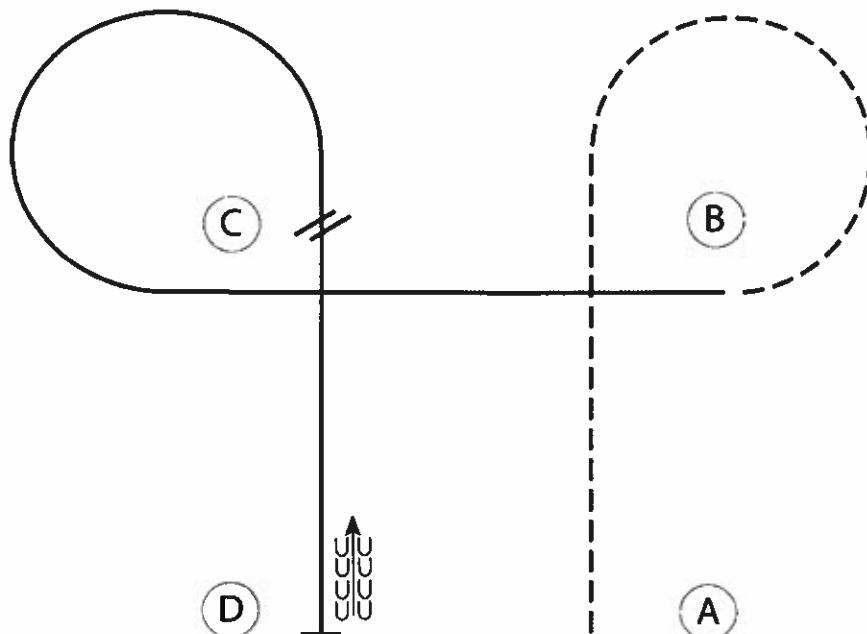
Washington County Fair

Class 106 Horsemanship 14-18

Show Date: 09-05-2020

w w w . H o r s e S h o w P a t t e r n s . c o m

w w w . H o r s e S h o w P a t t e r n s . c o m



Be ready at A.

1. Jog A to B.
2. Jog a circle around B.
3. At B, lope on the right lead to C.
4. Lope a circle around C.
5. At C, perform a simple lead change and continue to D.
6. At D, stop and back one horse length.

Follow the instructions of your ring steward.

- Walk (dotted line)
- Jog - - - - - (dashed line)
- Extended Jog ——— (solid line)
- Lope ——— (solid line)
- Leg Yield ||||| (vertical tick marks)
- Lead Change / (diagonal slash)
- Back ←←←←← (left-pointing arrows)
- Marker (B) (circle with B)
- Sidepass ←←←←← (left-pointing arrows)

[WH/2-13]

Pattern Provided by:
Judge Katie Hill

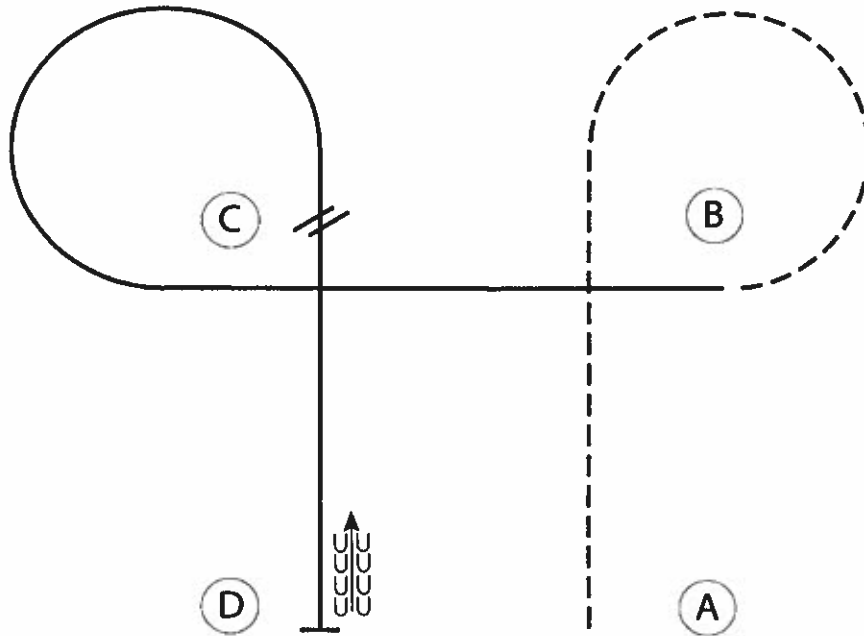
Washington County Fair

Class 108 Ranch Horsemanship

Show Date: 09-05-2020

w w w . H o r s e S h o w P a t t e r n s . c o m

w w w . H o r s e S h o w P a t t e r n s . c o m



Be ready at A.

1. Jog A to B.
2. Jog a circle around B.
3. At B, lope on the right lead to C.
4. Lope a circle around C.
5. At C, perform a simple lead change and continue to D.
6. At D, stop and back one horse length.

Follow the instructions of your ring steward.

| | |
|--------------|--------------|
| Walk | ----- |
| Jog | - - - - - |
| Extended Jog | — — — — |
| Lope | ————— |
| Leg Yield | |
| Lead Change | ↖ ↗ |
| Back | ←←←← →→→→ |
| Marker | ⊙ B |
| Sidepass | ←-----→ |

[WH/2-13]

Pattern Provided by:
Judge Katie Hill

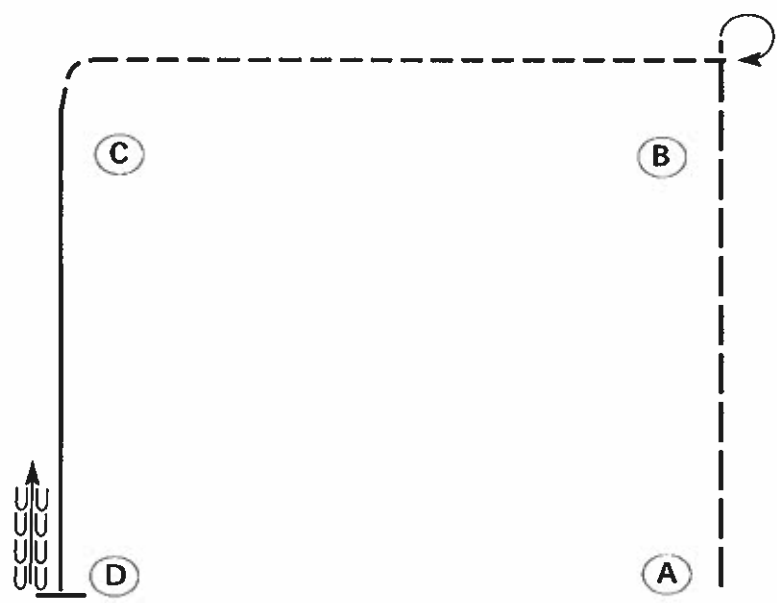
Washington County Fair

Class 109 Ranch Horsemanship 8-13

Show Date: 09-05-2020

w w w . H o r s e S h o w P a t t e r n s . c o m

w w w . H o r s e S h o w P a t t e r n s . c o m



Be ready at A.

1. Extended jog from A to B.
2. Stop past B and execute a 270 degree turn to the right.
3. Jog from B around C.
4. Lope on the left lead from C to D.
5. Stop at D and back one horse length.

Please exit at a jog.

| | |
|--------------|-------|
| Walk | ----- |
| Jog | ----- |
| Extended Jog | ----- |
| Lope | ----- |
| Leg Yield | |
| Lead Change | ↙ |
| Back | ←←← |
| Marker | Ⓚ |
| Sidepass | ←←← |

[WH/1-23]

Pattern Provided by:
Judge Katie Hill