

Poll Everywhere


Quick Start for Students

Poll Everywhere is Web-based software that allows student to respond to instructor polls, surveys, or quizzes. No special “clicker” or other device is needed; students can respond via laptop or mobile phone. This document presents a quick reference to logging in and responding to polls.

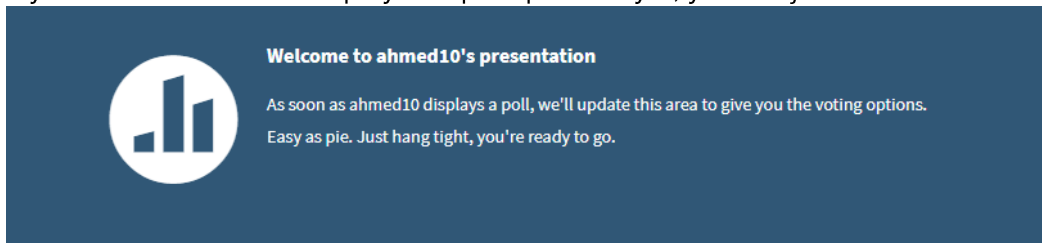
Logging in via Canvas

We highly recommend logging in through Canvas to ensure proper synchronization between Poll Everywhere and Canvas.

- Log into Canvas at courses.uchicago.edu
- Navigate to your specific Canvas course.
- Click the **Poll Login** button in the left-hand Course Navigation menu.



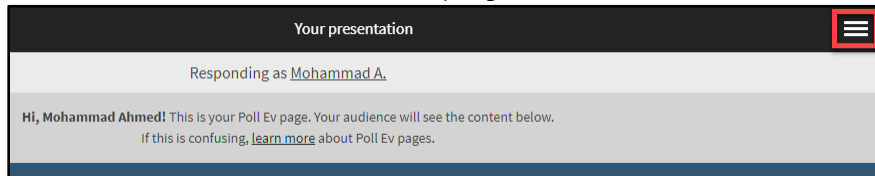
- Click the **Open in a New Tab** button to be logged into your UChicago Poll Everywhere account with your CNetID and Password.
- Click back onto the Canvas tab to see your Canvas course.
- Click on the **Poll Questions** button in the left-hand Course Navigation menu.
- Click the **Open in a New Tab** button to be taken to your instructor’s polling webpage.
- If your instructor hasn’t displayed a poll question yet, you will just see the Poll Everywhere wait message.



Logging in via PollEv.com

If you prefer to login directly through your instructors polling page be sure to use your **UChicago** email (This is your CNetId@uchicago.edu) and password. Logging in with other school or personal emails will **not** save your answers and may result in empty grades.

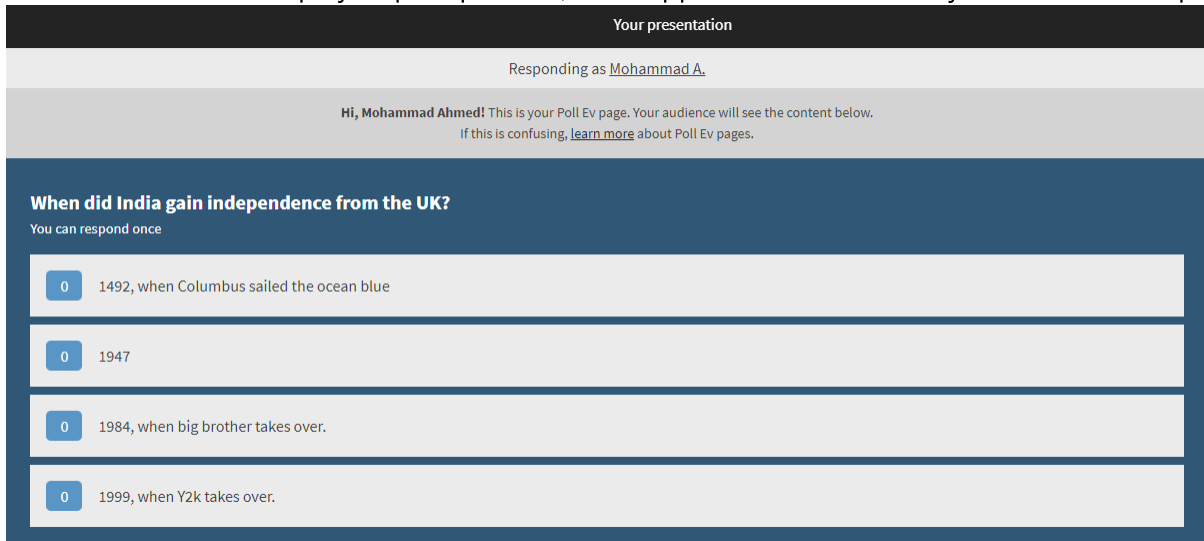
- Go to your professor's personal Poll Everywhere page. [https://pollev.com/Your instructors address](https://pollev.com/Your_instructors_address). This address is will be given to you by your instructor.
- Click on the menu button in the top right-hand corner.



- Click **Log in or Sign Up**
- Enter your **UChicago** email (This is your CNetId@uchicago.edu) and password
- Click **Log in**.

Answering Polls

- Once the instructor displays a poll question, it will appear on the Poll Everywhere Instructor page.

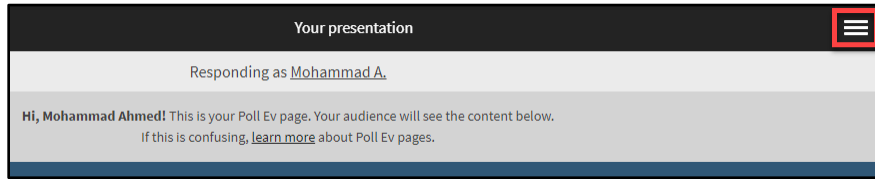


- There are several different question types. Click or type your response depending on the poll question type. For a detailed overview of each question type, please visit <https://www.polleverywhere.com/guides/student/responding-to-questions>
- Depending on the instructor's settings, you may be able to submit only once or multiple times.
- You do not have to save or submit your answers unless prompted.
- Once the instructor has all the student responses, he or she will either lock the poll, display the results, or advance to the next poll question.

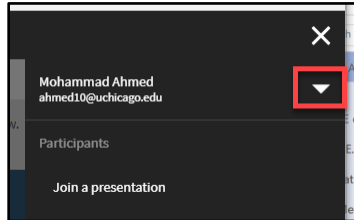


Signing Out

- a) Click on the menu button in the top right-hand corner.



- b) If needed, click on the down arrow button.



- a) Click on the **Logout** link.

