

# RECIDIVISM

**DEPARTMENT OF CORRECTIONS**  
**JUVENILE RECIDIVISM REPORT 2002 - 2003**

---

MAINE STATISTICAL ANALYSIS CENTER  
<http://muskie.usm.maine.edu/justicersearch>

## **2002-2003 Annual Recidivism Report**

issued by the Maine Department of Corrections,  
Division of Juvenile Services, and produced  
by the Maine Statistical Analysis Center.

Co-Authors  
Moire Kenny  
Tatyana Mishina

December 2005

### *About the Maine Statistical Analysis Center (SAC)*

The Maine Statistical Analysis Center (SAC) operates as a collaborative service of the University of Southern Maine's Edmund S. Muskie School of Public Service, Institute for Public Sector Innovation, and the Maine Department of Corrections. The SAC is partially supported by the Bureau of Justice Statistics and is part of a network of member SACs maintained and coordinated by the Justice Research and Statistics Association.

The SAC collects, analyzes, and disseminates criminal justice data and information to criminal justice professionals, policy makers, researchers, students, advocates, and the public. The Maine SAC is working toward becoming the repository and clearinghouse not only for completed projects, but also for works-in-progress by researchers, students, policy analysts, and practitioners.

### *About the Muskie School of Public Service*

The Edmund S. Muskie School of Public Service educates leaders, informs public policy, and strengthens civic life through its graduate degree programs, research institutes and public outreach activities. By making the essential connection between research, practice, and informed public policy, the School is dedicated to improving the lives of people of all ages, in every county in Maine and every state in the nation.

All reports are available on the Maine Criminal Justice Statistical Analysis Center Website at

<http://muskie.usm.maine.edu/justiceresearch>

## TABLE OF CONTENTS

1.	<b>EXECUTIVE SUMMARY</b>	<b>1</b>
	<b>RECIDIVISM MEASURE</b>	1
	<b>METHOD TO STUDY RECIDIVISM</b>	1
	<b>KEY FINDINGS</b>	2
2.	<b>METHODOLOGY</b>	<b>3</b>
	<b>DATA COLLECTION</b>	3
	<b>MEASUREMENT</b>	3
	<b>ANALYSIS</b>	3
3.	<b>2002 COHORT</b>	<b>4</b>
	<b>JUVENILE DEMOGRAPHICS</b>	4
	• <b>Graph 1:</b> Gender of juveniles adjudicated for the first time in 2002	4
	• <b>Graph 2:</b> Age of juveniles adjudicated for the first time in 2002	4
	• <b>Table 1:</b> Race of juveniles adjudicated for the first time in 2002	5
	<b>OFFENSES</b>	5
	• <b>Table 2:</b> The offenses first time juvenile offenders were adjudicated for in 2002	5
	• <b>Graphs 3 &amp; 4:</b> Felony and misdemeanor adjudications by type of offense in 2002	6
	<b>COUNTIES</b>	6
	• <b>Table 3:</b> The rate of juveniles adjudicated for the first time in 2002 by county	7
	• <b>Table 4:</b> The number and proportion of first time adjudications for all offenses and the proportion of first time adjudications for felonies in 2002 by county	8
	• <b>Table 5:</b> The proportion of adjudications by type of offense for each county	9
	<b>RECIDIVISM RATE</b>	10
	• <b>Table 6:</b> The number and rate of juveniles who recidivated within one year of their first adjudication in 2002 by gender	10
4.	<b>2003 COHORT</b>	<b>11</b>
	<b>JUVENILE DEMOGRAPHICS</b>	11
	• <b>Graph 5:</b> Gender of juveniles adjudicated for the first time in 2003	11
	• <b>Graph 6:</b> Age of juveniles adjudicated for the first time in 2003	11
	• <b>Table 7:</b> Race of juveniles adjudicated for the first time in 2003	12

	<b>OFFENSES</b>	12
	• <b>Table 8:</b> The offenses first time juvenile offenders were adjudicated for in 2003	12
	• <b>Graphs 7 &amp; 8:</b> Felony adjudications and misdemeanor offenses in 2003	13
	<b>COUNTIES</b>	14
	• <b>Table 9:</b> The rate of juveniles adjudicated for the first time in 2002 by county	14
	• <b>Table 10:</b> The number and proportion of first time adjudications for all offenses and the proportion of first time adjudications for felonies in 2003 by county	15
	• <b>Table 11:</b> The proportion of adjudications by type of offense for each county	16
	<b>RECIDIVISM RATE</b>	17
	• <b>Table 12:</b> The number and rate of juveniles who recidivated within one year of their first adjudication in 2003 by gender	17
5.	<b>TRENDS: 1998 THROUGH 2003</b>	18
	<b>FIRST TIME OFFENDERS</b>	18
	• <b>Table 13:</b> The number of juveniles adjudicated for the first time for each cohort, 1998 – 2003	18
	<b>FIRST ADJUDICATIONS</b>	19
	• <b>Table 14:</b> The rate of offenses to first time adjudicated juvenile offenders	19
	• <b>Graph 9:</b> The number and class of offenses juveniles were first time adjudicated for, 1998 – 2003	19
	• <b>Graph 10:</b> The type of offenses, juveniles were first adjudicated for, 1998 – 2003	20
	<b>COUNTIES</b>	21
	• <b>Table 15:</b> The number of offenses for which juveniles were adjudicated for the first time by county by cohort	21
	• <b>Table 16:</b> The rate of juveniles adjudicated for the first time in urban Counties for the 1998 baseline, 2002 and 2003 cohorts	22
	• <b>Table 17:</b> The number of first time adjudications for felonies by county by cohort	22
	<b>RECIDIVISM</b>	23
	• <b>Table 18:</b> Recidivism rates for cohorts 1998 – 2003 at 1, 2, and 3 years	23

<b>6.</b>	<b>APPENDIX I: DJS CASE MANAGEMENT FLOWCHART</b>	<b>24</b>
<b>7.</b>	<b>APPENDIX II: OFFENSE LISTING BY TYPE</b>	<b>25</b>
<b>8.</b>	<b>APPENDIX III: GLOSSARY</b>	<b>27</b>
<b>9.</b>	<b>CREDITS</b>	<b>31</b>

## 1. EXECUTIVE SUMMARY

The Maine Statistical Analysis Center (SAC)<sup>1</sup> developed the 2002 – 2003 Recidivism Report for the Maine Department of Corrections (MDOC) Division of Juvenile Services (DJS) to gain a better understanding of juveniles in Maine and their offenses through examination of the available data.

**Recidivism Measure:** The DJS has a long standing tradition of reporting juvenile recidivism. Juvenile recidivism is the primary measure of interest when evaluating the effectiveness of correction efforts with juvenile offenders. There are a number of challenges in evaluating recidivism, though the first challenge in any recidivism study is definition of recidivism. Research shows that three most common definitions used to measure re-offending in the juvenile justice system are re-arrest, re-adjudication and re-commitment. These measures represent different types of contact a juvenile offender has with the legal system. Re-adjudication, the measure that is used in this report, is considered to be one of the more rigorous ways of measuring re-offending because it is based on determination by a court of law that a juvenile committed a crime.

**Method to Study Recidivism:** Most recidivism studies use a longitudinal cohort method to evaluate re-offending. What is a cohort? A cohort is a group of individuals who share some common characteristic, such as being re-adjudicated during a specific year. In the case of recidivism analysis in this report, a cohort was tracked each calendar year for a follow-up period and any re-adjudications were measured to allow for long-term trend analysis.

For the purpose of this report, recidivism is defined as any individual recording a second adjudication date in Maine's juvenile court system for offenses committed before the age of 18.<sup>2</sup> Adjudication occurs when a court makes a finding in a juvenile case that the allegations contained in a petition are supported beyond a reasonable doubt (see Appendix I).<sup>3</sup>

This report provides a detailed profile of juveniles and the offenses they committed in Maine between January 1, 2002 and December 31, 2003. In 2002 and 2003 2,389 juveniles were adjudicated for 3,591 offenses. Annual recidivism rates are calculated for both the 2002 and 2003 cohorts. Data on juveniles and the offenses that were adjudicated are reported at the county level and stratified by crime types, gender and age.

Results from the 2002 and 2003 cohorts are compared to the 1998 through 2001 cohorts and evaluated for trends. Other sections include analyses of female offenders and juveniles adjudicated of sex offenses.

---

<sup>1</sup> The Maine Statistical Analysis Center (SAC) operates as a collaborative service of the University of Southern Maine's Edmund S. Muskie School of Public Service, Institute for Public Sector Innovation, and the Maine Department of Corrections. The SAC is partially supported by the Bureau of Justice Statistics and is part of a network of member SACs maintained and coordinated by the Justice Research and Statistics Association.

<sup>2</sup> When the court finds that the allegations of a petition are supported by evidence beyond a reasonable doubt, the court shall adjudge that the juvenile committed the crime and shall, in all such adjudications, issue an order of adjudication (M RSA S. 3310-5A, Ferdico, 2004-2005).

<sup>3</sup> There are several ways juveniles can be diverted prior to reaching an adjudicatory hearing. Law enforcement agents may choose to refer a juvenile to DJS, divert the juvenile to a community program, or take no further action. If the juvenile is referred to DJS, a Juvenile Community Corrections Officer decides whether to impose a sole sanction (i.e. community service), contract for an informal adjustment, or petition the court for an adjudicatory hearing (DJS, Report for 2000-2001).

## KEY FINDINGS

- The recidivism rate for each cohort at one year has continued to decline since 1998, with the lowest rate reported in 2003. In the 2003 cohort the recidivism rate at one year was 17%, with the one-year recidivism rate for female offenders of only 11%.
- While the number of first time adjudications for felonies has decreased since 1998, first time adjudications for misdemeanors accounted for the entire increase in adjudications between 1998 and 2002. First time adjudications as felonies have declined 45% since the 1998 baseline cohort.
- The number of females adjudicated for the first time has continued to decline since 2000. Only 247 females were adjudicated in 2003 compared to 324 in 2000.
- The 2003 cohort was the first year that experienced a decline in drug and alcohol adjudications since the 1998 baseline cohort.
- First time adjudication rates differed significantly by county. Some less populous counties, such as Knox and Hancock Counties, have had the highest rates of first time adjudications while other less populous counties, such as Lincoln, Oxford, and Washington have had the lowest rates of first time adjudications in both 2002 and 2003. The rates of first adjudications for Somerset and Sagadahoc counties were significantly lower in 2003 (below average) compared with the first time adjudication rates in 2002.
- Every county, except Oxford County, saw a decrease in the number of adjudications for felonies in 2003.
- A comparison of the 1998, 2002 and 2003 cohorts shows that the rate of juveniles adjudicated for the first time in urban counties was the highest in the 2002 cohort. In the 2003 cohort the rates of juveniles adjudicated for the first time have declined in all urban counties. However, these rates for all counties, except Penobscot county, were still higher than in the 1998 baseline cohort.
- For the four cohorts with available data, 1998 through 2001, the three year recidivism rates were constant.
- First time adjudications of juveniles ages 13 and younger declined 43% between 1998 and 2003. There were no 10 year olds adjudicated in 2002 or 2003.



## **2. METHODOLOGY**

### **DATA COLLECTION**

Information on juveniles in Maine was collected, entered and maintained in a 'Recidivism Database' until DJS transitioned to a new, comprehensive corrections information system (CORIS) in November of 2003. A de-identified data set from the CORIS system was extracted in January, 2005 and analyzed for this report.

### **MEASUREMENT**

As mentioned earlier, in this report recidivism is defined as any individual recording a second adjudication date in Maine's juvenile court system for offenses committed before the age of 18. DJS has chosen re-adjudication as its measure of recidivism because re-adjudication counts only those youth whose new contact with the juvenile justice system results in the court finding that the allegations contained in a petition are supported beyond a reasonable doubt.<sup>4</sup>

Beginning with the 1998 Baseline Recidivism Report, each report in this series has examined an annual cohort of youth and compared that year's cohort to cohorts from previous years. This report examines the 2002 and 2003 cohorts and analyzes trends from 1998 through 2003.

### **ANALYSIS**

The 2002 cohort consists of all juveniles aged 10 through 17 who recorded at least one adjudication date in Maine between January 1, 2002 and December 31, 2002. The 2003 cohort consists of juveniles adjudicated at least once between January 1, 2003 and December 31, 2003. Juveniles who recorded a subsequent adjudication for an offense committed were classified as recidivists.

---

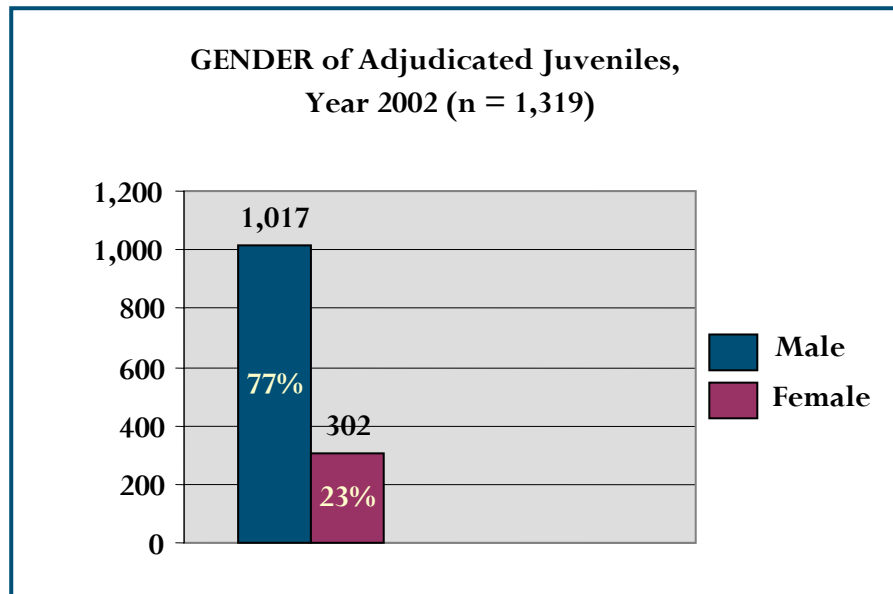
<sup>4</sup> Using re-adjudication as the measure of recidivism may underestimate the true number of juveniles who recidivate, but by setting the threshold of recidivism at adjudication, DJS recognizes the due process rights of youth (Ferdico, 2004 – 2005).

### 3. 2002 COHORT

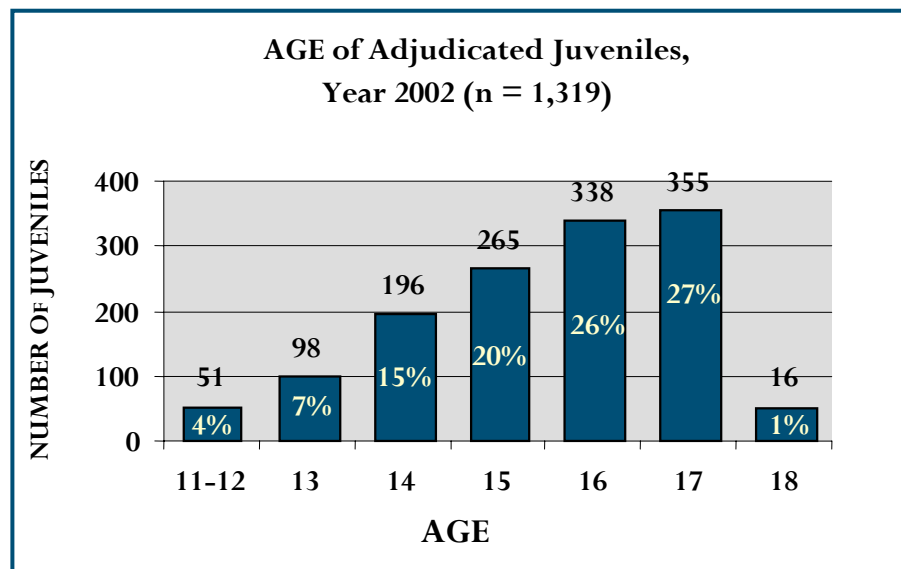
#### JUVENILE DEMOGRAPHICS

The following graphs provide a profile of all juveniles first adjudicated in the state of Maine in the year 2002. During this period a total of 1,319 juveniles who committed 2,040 offenses were adjudicated for the first time. Graphs 1 & 2 summarize the demographics (gender and age) of juveniles adjudicated in 2002. Seventy-seven percent of juveniles first adjudicated were male and 73% were ages 15 to 17. No juveniles aged 10 or younger were adjudicated in 2002.

**GRAPH 1: GENDER OF JUVENILES ADJUDICATED FOR THE FIRST TIME IN 2002**



**GRAPH 2: AGE OF JUVENILES ADJUDICATED FOR THE FIRST TIME IN 2002**



The race of juveniles first adjudicated in 2002 is shown in Table 1. In the 2002 cohort, 95% of juveniles adjudicated for the first time were White, Black, Native American, Asian, and Pacific Islanders comprised approximately 3% of the sample, and juveniles of unknown race made up approximately 1% of the sample.

**TABLE 1: RACE OF JUVENILES ADJUDICATED FOR THE FIRST TIME IN 2002**

Juveniles adjudicated 2002	Demographics	Number	Percentage
<b>Race</b>	White	1,258	95%
	Black	25	2%
	Native American	17	1%
	Asian	3	0%
	Pacific Islander	1	0%
	Unknown	15	1%
<b>Total</b>		<b>1,319</b>	

#### OFFENSES

The 1,319 juveniles adjudicated for the first time in 2002 were adjudicated for 2,040 offenses, for an average of 1.55 offenses. Table 2 summarizes the class and type of offenses juveniles were adjudicated for in 2002. By class, misdemeanor offenses made up nearly 83% of all juvenile offenses. Property offenses were the leading type of juvenile offense at 58%.

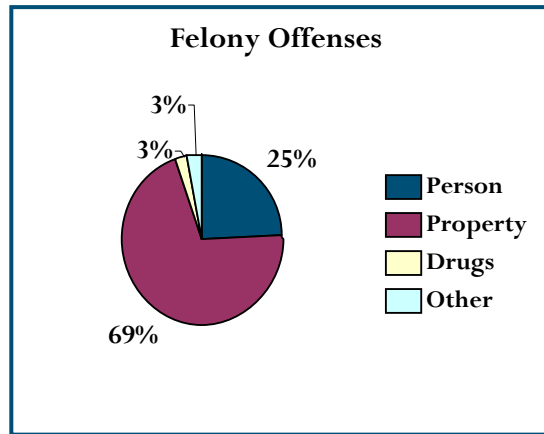
**TABLE 2: THE OFFENSES FIRST TIME JUVENILE OFFENDERS WERE ADJUDICATED FOR IN 2002**

Offenses of Juveniles First Adjudicated in 2002	Offenses	Number	Percentage
<b>Class</b>	Felony	271	13%
	Misdemeanor	1,697	83%
	Unknown	72	4%
<b>Type</b>	Person	497	24%
	Property	1,172	57%
	Drugs/Alcohol	307	15%
	Other	64	3%
<b>Total</b>		<b>2,040</b>	

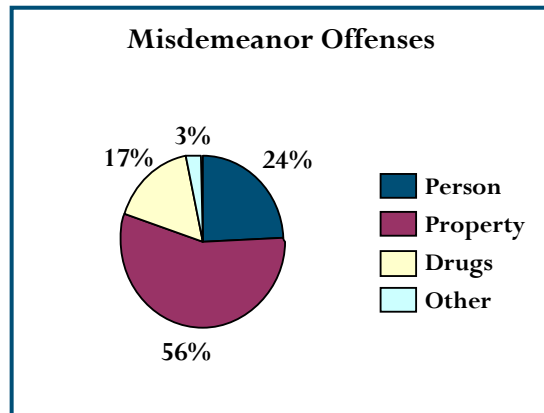
Property offenses made up 69% of all felony adjudications in 2002, and misdemeanor adjudications at 56% (Graphs 3 & 4).<sup>5</sup> Drug and alcohol offenses showed the greatest disparity in severity of offense, making up 17% of all misdemeanor offenses, but only 3% of all felony offenses.

<sup>5</sup> Seventy-two offenses did not have a recorded class of offense.

GRAPHS 3 & 4: FELONY AND MISDEMEANOR ADJUDICATIONS BY TYPE OF OFFENSE IN 2002



(n=271)



(n=1,967)

## COUNTIES

The analysis based on the ratio of juveniles adjudicated for the first time to the juvenile population of the county (see Table 3) shows the relationship between first time adjudications and county population. It demonstrates that in 2002 the adjudication rates differed significantly by county. Some less populous counties such as Sagadahoc, Somerset, Hancock and Knox have had the highest rates of first time adjudications (rank from 1-4). Other less populous counties such as Lincoln, Washington, Oxford, and Waldo have had the lowest rate of juveniles adjudicated for the first time in 2002 (rank 13-16)<sup>6</sup>.

**TABLE 3: THE RATE OF JUVENILES ADJUDICATED FOR THE FIRST TIME IN 2002 BY COUNTY**

County	Number of Adjudicated Juveniles	Juvenile Population	CI 95% Lower margin	Rate per 100,000 Population	CI 95% Upper margin	Rank (the highest rank=1)
Sagadahoc	67	4,382	1166	1529	1892	1
Somerset	71	6,107	894	1163	1431	2
Hancock	67	5,802	880	1155	1430	3
Knox	48	4,391	786	1093	1401	4
Androscoggin	120	11,785	837	1018	1199	5
Kennebec	135	13,650	823	989	1155	6
Aroostook	77	8,089	740	952	1164	7
York	205	22,872	774	896	1018	8
Piscataquis	18	2,028	479	888	1296	9
Cumberland	242	29,413	720	823	926	10
Franklin	28	3,430	515	816	1117	11
Penobscot	129	15,981	668	807	946	12
Waldo	34	4,313	524	788	1052	13
Oxford	40	6,627	417	604	790	14
Washington	17	3,601	248	472	696	15
Lincoln	12	3,894	134	308	482	16
<b>All Maine</b>	<b>1,310</b>	<b>146,365</b>	<b>847</b>	<b>895</b>	<b>943</b>	<b>n/a</b>

<sup>6</sup> To assess the accuracy of our measurement, we used 95% confidence intervals (Table 3), which indicate (with a confidence level of 95%) that true values of the rates of juveniles adjudicated for the first time in 2002 by county lie within the narrow limits indicated by the margins of the confidence intervals.

Table 4 displays the number and proportion of all offenses for which juveniles were adjudicated in Maine in 2002 by county. It also shows the proportion of first adjudications for felonies in each county. The proportions of adjudications for felonies differ significantly by county. Although Washington County adjudicated juveniles only for 25 offenses (1% of the state total), 40% of those first time adjudications were felonies. Perhaps most striking is Somerset County, where 35% of the 117 adjudications were for felonies. Further research is needed to determine whether this is because certain counties adjudicate only the most serious cases, or whether juveniles are committing more serious crimes in these counties.

**TABLE 4: THE NUMBER AND PROPORTION OF FIRST TIME ADJUDICATIONS FOR ALL OFFENSES AND THE PROPORTION OF FIRST TIME ADJUDICATIONS FOR FELONIES IN 2002 BY COUNTY**

<b>County</b>	<b>Number of Offenses</b>	<b>Percent of Offenses</b>	<b>Percent of Felony Offenses</b>
Androscoggin	161	8%	3%*
Aroostook	116	6%	12%
Cumberland	374	18%	11%
Franklin	57	3%	30%
Hancock	105	5%	10%
Kennebec	239	12%	20%
Knox	75	4%	9%
Lincoln	17	1%	12%
Oxford	60	3%	7%
Penobscot	206	10%	10%
Piscataquis	32	2%	19%
Sagadahoc	103	5%	22%
Somerset	117	6%	35%
Waldo	62	3%	11%
Washington	25	1%	40%
York	280	14%	5%
Unknown	11	0%	9%
<b>Total</b>	<b>2,040</b>	<b>100%</b>	

\* Androscoggin County had a high proportion of offenses with unspecified class of offense (n=29).

Further analysis by county shows a range in the proportion of first time adjudications for each type of offense (see Table 5). Although adjudications for property offenses account for 57% of all offenses, there is a range of 37% to 74% at the county level. Less than half of first adjudications were for property offenses in Lincoln, Oxford and Sagadahoc. Knox and Waldo counties had the highest proportion of first adjudications for property offenses.

The proportion of adjudications for person offenses ranges from 12% to 41% between counties. In Oxford and Aroostook counties, 40% or more of all adjudications were person offenses, while in Hancock and Knox counties, 15% or less of all adjudications were person offenses.

The proportion of first adjudications for drug and alcohol offenses ranged from as little as 5% to 39%. Lincoln County had the highest proportion of juveniles first adjudicated for drug and alcohol offenses, though none of those adjudications were felonies. Only 5% of the adjudications in Waldo County were for drug or alcohol offenses. It is worth noting that the proportion of drug and alcohol adjudications has risen since 2000, with 15% of all adjudications in 2002 being related to drug and alcohol offenses compared to 5% in 2000.

**TABLE 5: THE PROPORTION OF ADJUDICATIONS BY TYPE OF OFFENSE FOR EACH COUNTY**

<b>County</b>	<b>Property</b>	<b>Person</b>	<b>Drug</b>	<b>Other</b>
Androscoggin	55%	27%	9%	9%
Aroostook	50%	40%	8%	2%
Cumberland	52%	28%	18%	2%
Franklin	59%	26%	12%	3%
Hancock	68%	12%	18%	2%
Kennebec	55%	24%	18%	3%
Knox	71%	15%	13%	2%
Lincoln	37%	21%	39%	3%
Oxford	41%	41%	12%	6%
Penobscot	67%	18%	15%	0%
Piscataquis	55%	22%	19%	4%
Sagadahoc	47%	28%	22%	3%
Somerset	55%	27%	12%	6%
Waldo	74%	18%	5%	3%
Washington	58%	24%	10%	8%
York	56%	24%	16%	4%
<b>Average</b>	<b>51%</b>	<b>27%</b>	<b>19%</b>	<b>3%</b>

## RECIDIVISM RATE

At one year, a total of 245 juveniles first adjudicated in 2002 had recidivated, for a one-year recidivism rate of 19%. Table 6 shows the number of juveniles re-adjudicated within one year and the recidivism rate by gender. While 20% of male juveniles adjudicated in 2002 recidivated within one year, only 15% of female juveniles have recidivated.

**TABLE 6: THE NUMBER AND RATE OF JUVENILES WHO RECIDIVATED WITHIN ONE YEAR OF THEIR FIRST ADJUDICATION IN 2002 BY GENDER**

	<b>Males</b>	<b>Females</b>	<b>Total</b>
Number of recidivists	199	46	245
Recidivism rate at 1 year	20%	15%	19%

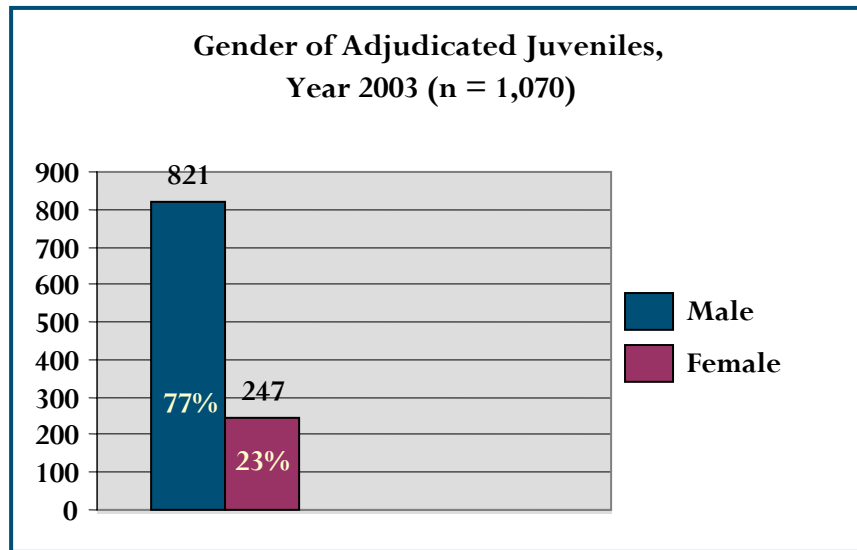


#### 4. 2003 COHORT

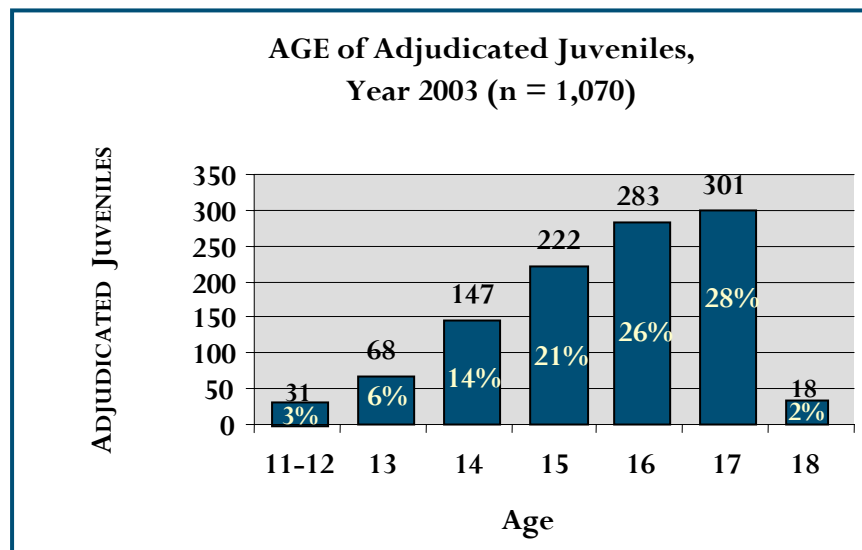
##### JUVENILE DEMOGRAPHICS

The following graphs provide a profile of all juveniles first adjudicated in Maine between January 1, 2003 and December 31, 2003. During this period a total of 1,070 first time offenders were adjudicated for 1,551 offenses. Graphs 5 & 6 summarize the demographics (gender and age) of juveniles adjudicated for the first time in 2003. Seventy-seven percent of juvenile adjudicated in 2003 were male and 75% were ages 15-17.

**GRAPH 5: GENDER OF JUVENILES ADJUDICATED FOR THE FIRST TIME IN 2003**



**GRAPH 6: AGE OF JUVENILES ADJUDICATED FOR THE FIRST TIME IN 2003**



The race of juveniles first adjudicated in 2003 is shown in Table 7. In the 2003 cohort, 94% of juveniles adjudicated for the first time were White, 3% were Black, while Native American, Asian, and Pacific Islanders comprised approximately 2% of the sample, and juveniles of unknown race made up approximately 1%.

**TABLE 7: RACE OF JUVENILES ADJUDICATED FOR THE FIRST TIME IN 2003**

Juveniles adjudicated 2003	Demographics	Number	Percentage
Race/Ethnicity	White	1,010	94%
	Black	31	3%
	Native American	14	1%
	Asian	8	>1%
	Pacific Islander	1	0%
	Unknown	15	>1%
<b>Total</b>		<b>1,070</b>	

#### OFFENSES

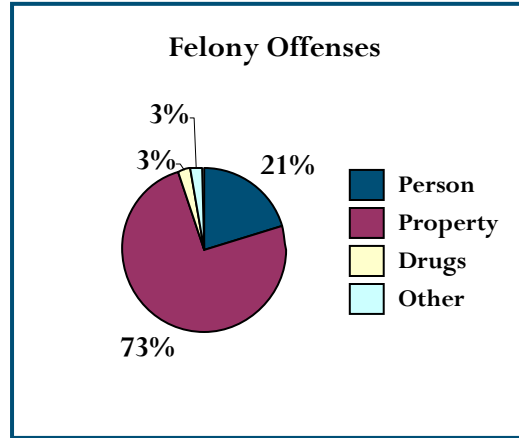
The 1,070 juveniles adjudicated for the first time in 2003 were adjudicated for 1,551 offenses, for an average of 1.45 offenses. The class and type of offenses juveniles were adjudicated for in 2003 are shown in Table 8 by class, misdemeanor offenses made up nearly 81% of all first time offenses in 2003, and property offenses accounted for the most juvenile adjudications by type at 56%.

**TABLE 8: THE OFFENSES FIRST TIME JUVENILE OFFENDERS WERE ADJUDICATED FOR IN 2003**

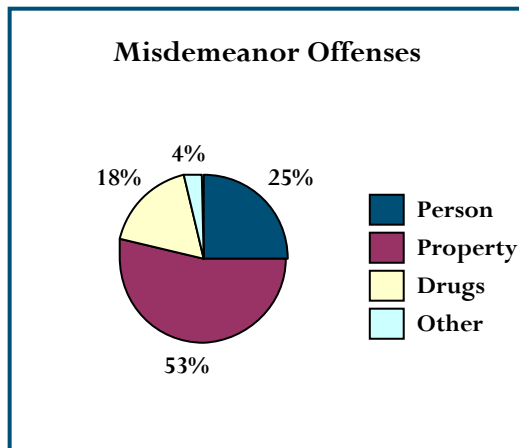
Offenses adjudicated 2003	Offenses	Number	Percentage
Class	Felony	199	13%
	Misdemeanor	1,263	81%
	Unknown	89	6%
Type	Person	379	24%
	Property	867	56%
	Drugs/Alcohol	249	16%
	Other	56	4%
<b>Total</b>		<b>1,551</b>	

Property offenses made up 73% of all felony adjudications and 53% of all misdemeanor adjudications in 2003 (Graphs 7 & 8).<sup>7</sup> Drug and alcohol offenses show the greatest disparity in severity of offense, making up 18% of all misdemeanor offenses, but constitute only 3% of all felony offenses.

**GRAPHS 7 & 8: FELONY ADJUDICATIONS AND MISDEMEANOR OFFENSES BY TYPE OF OFFENSE IN 2003**



(n=199)



(n=1,263)

<sup>7</sup> Seventy-two offenses did not have a recorded class of offense.

## COUNTIES

The analysis based on the ratio of juveniles adjudicated for the first time to the juvenile population of the county (see Table 9) shows a relationship between first time adjudications and county population. It demonstrates that in 2003 the adjudication rates differed significantly by county. Some less populous counties, such as Knox, Piscataquis, and Hancock have had the highest rates of first time adjudications. Other less populous counties, such as Washington, Lincoln, and Oxford have had the lowest rate of first time adjudications in 2003. Interestingly, Knox, Hancock, Lincoln, Oxford, and Washington counties have had similar ranks in 2002 and 2003. However, the rates of first adjudications for Somerset and Sagadahoc counties were significantly lower in 2003 (below average) compared with the first time adjudication rates in 2002.<sup>8</sup>

**TABLE 9: THE RATE OF JUVENILES ADJUDICATED FOR THE FIRST TIME IN 2003 BY COUNTY**

County	Number of Adjudicated Juveniles	Juvenile Population	CI 95% Lower margin	Rate per 100,000 Population	CI 95% Upper margin	Rank (the highest rank=1)
Knox	49	4,279	826	1145	1464	1
Piscataquis	20	1,959	576	1021	1466	2
Hancock	53	5,657	686	937	1188	3
Androscoggin	97	11,749	662	826	989	4
Cumberland	237	29,349	705	808	910	5
York	172	22,924	639	750	862	6
Kennebec	100	13,496	596	741	886	7
Aroostook	55	7,941	510	693	875	8
Franklin	23	3,336	409	689	970	9
Somerset	39	5,985	448	652	855	10
Waldo	27	4,337	388	623	857	11
Penobscot	94	15,701	478	599	719	12
Sagadahoc	25	4,403	346	568	790	13
Lincoln	20	3,802	296	526	756	14
Oxford	33	6,511	334	507	679	15
Washington	15	3,564	208	421	633	16
<b>All Maine</b>	<b>1059</b>	<b>144,993</b>	<b>687</b>	<b>730</b>	<b>774</b>	<b>n/a</b>

<sup>8</sup> To assess the accuracy of our measurement, we used 95% confidence intervals (Table 9), which indicate (with a confidence level of 95%) that true values of the rates of juveniles adjudicated for the first time in 2003 by county lie within the narrow limits indicated by the margins of the confidence intervals.

Table 10 shows the number and proportion of all offenses for which juveniles were adjudicated for the first time in Maine in 2003 by county, as well as the proportion of all first adjudications as felonies in each county. Similar to 2002, the proportions of first adjudications for felonies in 2003 differ significantly by county. In 2002 and 2003, Washington County had only 1% of first time adjudications. In 2002, 40% of first adjudications were felonies. In 2003, only 13% of first adjudications were felonies. Again in 2003, Somerset County the highest proportion of first time adjudications was felonies, at 40%. Although Somerset County's rate is higher than 2002, fewer juveniles were adjudicated (63 vs. 117).

**TABLE 10: THE NUMBER AND PROPORTION OF FIRST TIME ADJUDICATIONS FOR ALL OFFENSES AND THE PROPORTION OF FIRST TIME ADJUDICATIONS FOR FELONIES IN 2003 BY COUNTY**

<b>County</b>	<b>Number of Offenses</b>	<b>Percent of All Offenses</b>	<b>Percent of Felony Offenses</b>
Androscoggin	115	7%	3%
Aroostook	105	7%	20%
Cumberland	331	21%	7%
Franklin	31	2%	6%
Hancock	85	6%	20%
Kennebec	143	9%	15%
Knox	70	5%	11%
Lincoln	28	2%	11%
Oxford	43	3%	37%
Penobscot	128	8%	9%
Piscataquis	33	2%	6%
Sagadahoc	32	2%	9%
Somerset	63	4%	40%
Waldo	44	3%	14%
Washington	23	1%	13%
York	262	17%	13%
Unknown	15	1%	13%
<b>Total</b>	<b>1,551</b>	<b>100%</b>	<b>13%</b>

Further analysis by county shows a range in the proportion of adjudications for each type of offense (see Table 11). Although first time adjudications for property offenses account for, on average, 56% of all offenses, there is a range of 36% to 67% at the county level. Hancock, Kennebec and Aroostook Counties adjudicate the highest proportion of juveniles for property offenses.

The proportion of first adjudications for person offenses ranges from 9% to 39% between counties. Lincoln and Waldo adjudicated the highest number of juveniles for person offenses at 39% and 36%, respectively. In Washington County, only 9% of first adjudications were person offenses.

The proportion of drug and alcohol offenses ranged from as little as 3% to 42%. Franklin County had the highest proportion of adjudications for drug and alcohol offenses at 42%, with the next highest being Washington at 26%. The proportion of first adjudications for drug and alcohol offenses rose even higher to an average of 16% in 2003.

**TABLE 11: THE PROPORTION OF FIRST ADJUDICATIONS BY TYPE OF OFFENSE FOR EACH COUNTY**

<b>County</b>	<b>Property</b>	<b>Person</b>	<b>Drug</b>	<b>Other</b>
Androscoggin	55%	30%	7%	8%
Aroostook	66%	21%	13%	0%
Cumberland	52%	28%	16%	4%
Franklin	39%	13%	42%	6%
Hancock	67%	14%	14%	5%
Kennebec	66%	20%	14%	1%
Knox	47%	21%	21%	10%
Lincoln	36%	39%	25%	0%
Oxford	60%	28%	7%	5%
Penobscot	48%	31%	20%	1%
Piscataquis	55%	15%	24%	6%
Sagadahoc	50%	19%	22%	9%
Somerset	63%	33%	3%	0%
Waldo	55%	36%	7%	2%
Washington	65%	9%	26%	0%
York	57%	19%	19%	4%
<b>Average</b>	<b>56%</b>	<b>24%</b>	<b>16%</b>	<b>4%</b>

## RECIDIVISM RATE

At one year, a total of 184 juveniles first adjudicated in 2003 had recidivated, for a one-year recidivism rate of 17%. This is the lowest number of juveniles (though not the lowest rate) to re-offend within one year in all 6 cohorts from 1998-2003. Table 12 shows the number of juveniles re-adjudicated within one year and the recidivism rate by gender. While 19% of male juveniles adjudicated in 2003 recidivated within one year, only 11% of female juveniles adjudicated recidivated.

**TABLE 12: THE NUMBER AND RATE OF JUVENILES WHO RECIDIVATED WITHIN ONE YEAR OF THEIR FIRST ADJUDICATION IN 2003 BY GENDER**

	<b>Males</b>	<b>Females</b>	<b>Total</b>
Number of recidivists	158	26	184
Recidivism rate at 1 year	19%	11%	17%

## 5. TRENDS: 1998 THROUGH 2003

### FIRST TIME OFFENDERS

The number of juveniles adjudicated for the first time peaked in 2000, when 1,393 juveniles were adjudicated for the first time (Table 13). This sharply contrasted with the 933 juveniles adjudicated the year before in 1999. The number of juveniles first adjudicated held steadily at over 1,300 per year until 2003, when the number dropped to just over a thousand - 1,070.

After almost doubling between 1998 and 2000 cohorts, the number of females adjudicated for the first time started to decline in 2001 and continued its decline through the 2003 cohort. In 2003, the number of females first adjudicated had declined 24% from the high in 2000, but was still 30% higher than the 1998 baseline cohort.

The age demographic of juveniles when they were first adjudicated has also changed dramatically. The number of younger juveniles adjudicated for the first time has declined substantially. The number of juveniles aged 13 and under adjudicated for the first time decreased 43% between 1998 and 2003. Even when 14 year olds are added to the equation, there was still a 28% decrease in the number of juveniles adjudicated for the first time. Also note that there were no 10 year olds adjudicated in 2002 or 2003. There was a 40% increase in the number of 15, 16 and 17 year olds adjudicated for the first time between 1998 and 2003.

**TABLE 13: THE NUMBER OF JUVENILES ADJUDICATED FOR THE FIRST TIME FOR EACH COHORT, 1998 – 2003**

Juveniles Adjudicated 2003	Demographics	1998	1999	2000	2001	2002	2003
<b>Gender</b>	Male	773	728	1,069	1,039	1,017	821
	Female	175	205	324	317	302	247
<b>Age</b>	10-12	69	64	65	54	51	31
	13	106	123	139	102	98	68
	14	167	167	244	202	196	147
	15	195	180	287	305	265	222
	16	206	194	306	333	338	283
	17	178	183	306	323	355	301
	18*	27	22	46	37	16	18
<b>Total</b>		<b>948</b>	<b>933</b>	<b>1,393</b>	<b>1,356</b>	<b>1,319</b>	<b>1,070</b>

\* Adjudications for offenses committed before age 18.



## FIRST TIME ADJUDICATIONS

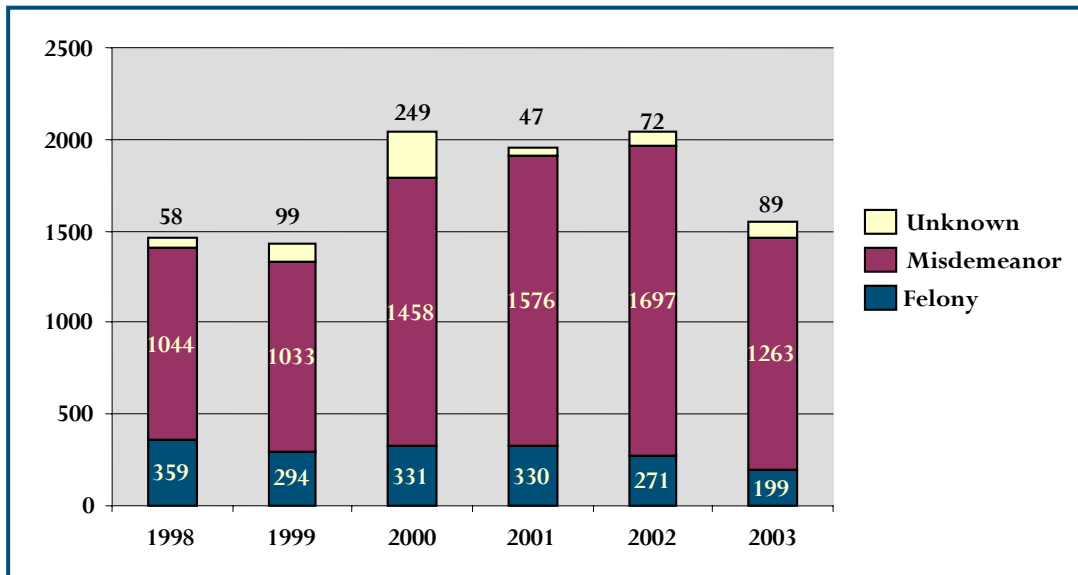
The number of juveniles adjudicated for the first time and offenses they were adjudicated for rose sharply in 2000. However, the rate of juveniles to offenses did not increase (Table 14). The highest rate of offenses to juveniles, adjudicated for these offenses for the first time occurred in 1998, at 1.54 offenses per juvenile.

**TABLE 14: THE RATE OF OFFENSES TO FIRST TIME ADJUDICATED JUVENILE OFFENDERS**

	1998	1999	2000	2001	2002	2003
Number of juveniles adjudicated	948	933	1,393	1,356	1,391	1,070
Number of offenses	1,461	1,426	2,038	1,953	2,040	1,551
<b>Rate of Offenses to Juveniles</b>	<b>1.54</b>	<b>1.53</b>	<b>1.46</b>	<b>1.44</b>	<b>1.47</b>	<b>1.45</b>

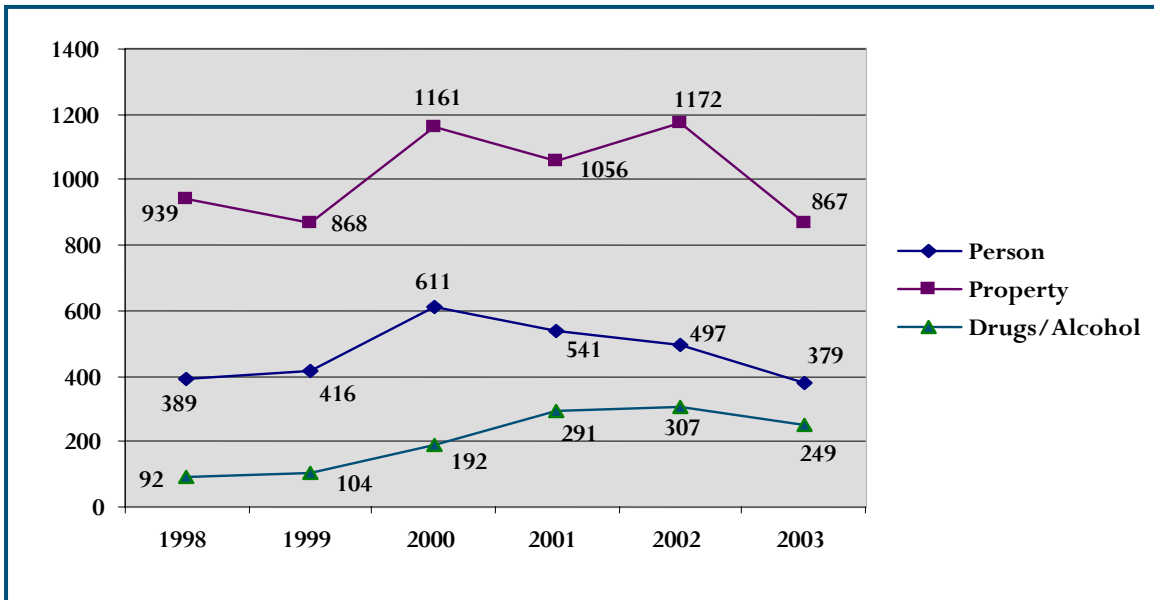
The number of offenses increased sharply along with the number of juveniles first adjudicated for these offenses in 2000. Interestingly, the severity of first offenses has decreased (Graph 9). The number of felony offenses was highest in 1998, at 359 felony offenses, and has steadily declined to reach the lowest number, 199, in 2003. That is a decrease of 45% in the number of first time felony offenses from 1998 to 2003. Therefore, it can be concluded that the entire increase in the number of first time offenses can be attributed to misdemeanor offenses, which in 2002 were up 63% from 1998. Graph 9 illustrates that this increase can be attributed for adjudications for all types of misdemeanor offenses.

**GRAPH 9: THE NUMBER AND CLASS OF OFFENSES, JUVENILES WERE FIRST TIME ADJUDICATED FOR, 1998 – 2003**



The type of first time offenses has also varied over the years (Graph 10). Property offenses have always accounted for most of the first-time adjudications for juveniles, but we have also seen an increase in the number of drug and alcohol adjudications. The 2003 data show a decrease of 19% from 2002, the first decline in drug and alcohol adjudications since the 1998 baseline of 92 drug and alcohol adjudications. Person offenses are also at an all time low with juveniles being adjudicated for the first time for 379 person offenses compared to 389 in 1998, the previous low.

**GRAPH 10: THE TYPE OF OFFENSES, JUVENILES WERE FIRST TIME ADJUDICATED FOR, 1998 – 2003**



## COUNTIES

The number of first time adjudications in each county has fluctuated over the years. However, with the number of first time adjudications having declined in 2003, the number of offenses for which juveniles were adjudicated for the first time is very similar to the 1998 baseline numbers (Table 15). The most notable exception is Aroostook County, which adjudicated juveniles for the first time for 96 offenses in 1998 and only for 55 in 2003. There are a few aberrations in some of the larger counties such as Cumberland and Kennebec, which saw 35% and 33% increases in the number of offenses juveniles were adjudicated for the first time, respectively, but overall a comparison of the 1998 and 2003 numbers is fairly even.

**TABLE 15: THE NUMBER OF OFFENSES FOR WHICH JUVENILES WERE ADJUDICATED FOR THE FIRST TIME BY COUNTY BY COHORT**

<b>County</b>	<b>1998</b>	<b>1999</b>	<b>2000</b>	<b>2001</b>	<b>2002</b>	<b>2003</b>
Androscoggin	96	103	145	134	120	97
Aroostook	96	73	90	102	77	55
Cumberland	176	113	275	201	242	237
Franklin	17	15	35	50	28	23
Hancock	43	37	46	41	67	53
Kennebec	75	108	148	142	135	100
Knox	18	49	59	44	48	49
Lincoln	22	18	28	32	12	20
Oxford	13	8	42	43	40	33
Penobscot	108	111	143	144	129	94
Piscataquis	7	8	15	21	18	20
Sagadahoc	32	29	43	55	67	25
Somerset	34	33	64	56	71	39
Waldo	25	26	41	57	34	27
Washington	22	40	35	23	17	15
York	154	149	170	201	205	172

There has been fluctuation in the ratios of juveniles adjudicated for the first time to the juvenile population of the county between 1998 and 2003 (Table 16). A comparison of the 1998, 2002 and 2003 cohorts shows that the rate of juveniles adjudicated for the first time in urban counties was the highest in the 2002 cohort. In the 2003 cohort the rates of juveniles adjudicated for the first time have declined in all urban counties, however these rates for all counties, except Penobscot county, were still higher than in the 1998 baseline cohort.

**TABLE 16: THE RATE OF JUVENILES ADJUDICATED FOR THE FIRST TIME IN URBAN COUNTIES FOR THE 1998 BASELINE, 2002 AND 2003 COHORTS**

<b>County</b>	<b>1998</b>	<b>2002</b>	<b>2003</b>
Androscoggin	802	1018	826
Cumberland	633	823	808
Kennebec	538	989	741
Penobscot	693	807	599
York	711	896	750
<b>All Urban Counties</b>	<b>669</b>	<b>887</b>	<b>751</b>

Interesting to note is the change in the number of adjudications for felony offenses by county (Table 17). Every county, except for Oxford, saw a decline in the number of first time adjudications for felony offenses. In fact, many saw a rather dramatic decrease (Aroostook, Cumberland and Penobscot Counties). Even Kennebec County, which had the highest number of first time adjudications for felonies in 1999, 2000, 2001 and 2002, saw a 55% decrease in the number of first time adjudications for felonies between 2002 and 2003.

**TABLE 17: THE NUMBER OF FIRST TIME ADJUDICATIONS FOR FELONIES BY COUNTY BY COHORT**

<b>County</b>	<b>1998</b>	<b>1999</b>	<b>2000</b>	<b>2001</b>	<b>2002</b>	<b>2003</b>	<b>Total</b>
Androscoggin	11	16	14	6	4	3	<b>54</b>
Aroostook	45	36	38	26	14	21	<b>180</b>
Cumberland	66	33	26	37	42	22	<b>226</b>
Franklin	8	4	10	13	17	2	<b>54</b>
Hancock	19	14	13	12	11	17	<b>86</b>
Kennebec	38	45	40	50	49	22	<b>244</b>
Knox	15	7	14	5	7	8	<b>56</b>
Lincoln	8	12	10	12	2	3	<b>47</b>
Oxford	4	3	9	11	4	16	<b>47</b>
Penobscot	33	24	20	24	20	11	<b>132</b>
Piscataquis	2	5	3	12	6	2	<b>30</b>
Sagadahoc	15	12	21	12	23	3	<b>86</b>
Somerset	27	19	31	14	41	25	<b>157</b>
Waldo	9	5	23	24	7	6	<b>74</b>
Washington	9	20	26	12	10	3	<b>80</b>
York	46	35	30	29	13	33	<b>186</b>
Unknown	4	4	3	2	1	2	<b>16</b>
<b>Total</b>	<b>359</b>	<b>294</b>	<b>331</b>	<b>330</b>	<b>271</b>	<b>199</b>	

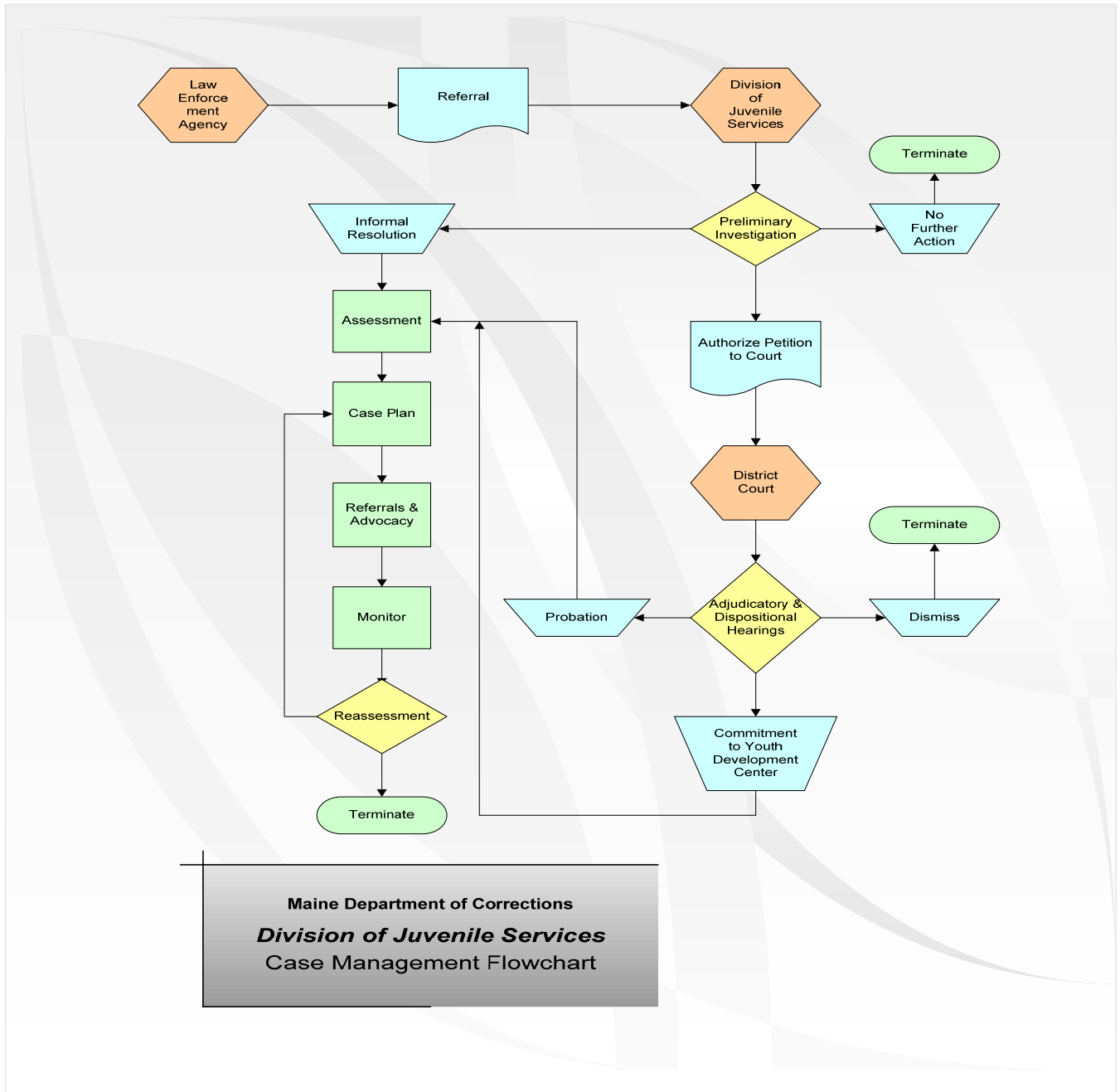
## RECIDIVISM

The recidivism rate at one year was only 17% for the 2003 cohort (Table 18). At one year, only 184 juveniles had recidivated, which is a 25% decrease from the 2002 cohort. At 3 years, it is evident that the recidivism rates are quite consistent across the 4 cohorts with the available data (1998-2001).

**TABLE 18: RECIDIVISM RATES FOR COHORTS 1998-2003 AT 1, 2 AND 3 YEARS**

<b>Rate</b>	<b>1998</b>	<b>1999</b>	<b>2000</b>	<b>2001</b>	<b>2002</b>	<b>2003</b>
<b>1 year</b>	185(20%)	182(20%)	269(19%)	236(17%)	245(19%)	184(17%)
<b>2 years</b>	279(29%)	273(29%)	428(31%)	393(29%)	369 (28%)	
<b>3 years</b>	333(35%)	316(34%)	507(36%)	456(34%)		

## 6. APPENDIX I: DJS CASE MANAGEMENT FLOWCHART



## 7. APPENDIX II: OFFENSE LISTING BY TYPE

### Drugs/Alcohol:

Acquiring drugs by deception  
 Aggravated operating under the influence  
 Aggravated trafficking, furnishing or cultivation of scheduled drugs  
 Aggravated trafficking, furnishing, or cultivation of scheduled drugs  
 Consuming liquor by a minor  
 Drinking Alcohol while operating motor vehicle  
 Furnishing a place for minors to consume alcohol  
 Furnishing liquor to a minor  
 Hunting while under the influence of intoxicating liquor or drugs  
 Illegal transportation of drugs by a minor  
 Operating ATV while under the influence of intoxicating liquor or drugs  
 Operating snowmobile while under the influence of intoxicating liquor or drugs  
 Operating under the influence  
 Operating watercraft while under the influence of intoxicating liquor or drugs  
 Possessing imitation drugs  
 Possession of butyl or isobutyl nitrate  
 Possession of liquor by a minor  
 Possession of liquor on premises licensed to sell liquor by a minor  
 Possession of liquor or wine making by a minor  
 Possession of marijuana  
 Purchasing liquor by a minor  
 Sale and use of drug paraphernalia  
 Stealing drugs  
 Trafficking in or furnishing counterfeit drugs  
 Trafficking in or furnishing hypodermic apparatuses  
 Trafficking or furnishing imitation scheduled drugs  
 Transportation of liquor by a minor  
 Unlawful possession of scheduled drugs  
 Unlawful trafficking in scheduled drugs  
 Unlawfully furnishing scheduled drugs

### Other:

Abandoning an airtight container  
 Abuse of corpse

Aiding escape  
 Attempting to commit a class A or B crime  
 Attempting to Commit a Class C Crime  
 Attempting to elude an officer  
 Bribery in official and political matters  
 Carrying Concealed Weapon  
 Causing a catastrophe  
 Conspiracy  
 Conspiracy to commit a class A or B crime  
 Conspiracy to commit a class C crime  
 Conspiracy to commit a class D crime  
 Conspiracy to commit a class E crime  
 Cruelty to animals  
 Engaging in prostitution  
 Escape  
 Failure to disperse  
 Failure to report treatment of a gunshot wound  
 Failure to stop for an officer  
 False public alarm or report  
 False swearing  
 Falsifying physical evidence  
 Giving false age by a minor  
 Giving minor false identification  
 Habitual offender  
 Having false identification by a minor  
 Hindering apprehension or prosecution  
 Impersonating a public servant  
 Improper compensation for past action  
 Improper compensation for services  
 Improper gifts to public servants  
 Improper influence  
 Leaving scene of motor vehicle accident  
 Maintaining an unprotected well  
 Misuse of information  
 Obstructing criminal prosecution  
 Obstructing government administration  
 Obstructing private ways  
 Obstructing public ways  
 Obstructing report of crime or injury  
 Official oppression  
 Operating after license suspension  
 Passing/attempting to pass roadblock  
 Perjury  
 Possessing firearm by felon  
 Possessing firearm without permit  
 Possession of armor-piercing ammunition  
 Possession of firearms in an establishment licensed for on-premises consumption of liquor  
 Possession of machine gun  
 Presenting false identification to enter

Purchase of public office  
 Refusal to provide proper identification  
 Riot  
 Selling false identification  
 Solicitation  
 Tampering with a witness, informant, victim or juror  
 Tampering with public records or information  
 Trafficking in dangerous knives  
 Trafficking in prison contraband  
 Unlawful assembly  
 Unlawful interference with law enforcement dogs  
 Unlawful prize fighting  
 Un-sworn falsification

### Person:

Aggravated assault  
 Aiding or soliciting suicide  
 Assault  
 Assault on an emergency medical care provider  
 Assault on an officer  
 Assault while hunting  
 Assault W/Dangerous Weapon  
 Criminal restraint  
 Criminal restraint by parent  
 Criminal threatening  
 Criminal use of disabling chemicals  
 Disorderly conduct  
 Driving to endanger  
 Elevated aggravated assault  
 Endangering the welfare of a child  
 Failing to aid injured person or to report a hunting accident  
 Felony murder  
 Gross sexual assault  
 Harassment  
 Harassment by telephone  
 Indecent conduct  
 Kidnapping  
 Manslaughter  
 Murder  
 Reckless conduct  
 Refusing to submit to arrest or detention  
 Robbery  
 Sexual misconduct with a child under 14 years of age  
 Solicitation of child by computer to commit a prohibited act  
 Stalking  
 Terrorizing  
 Unlawful sexual contact  
 Violation of a protective order

Violation of privacy	Criminal mischief w/firearm	Possession of forgery devices
Visual sexual aggression against a child	Criminal simulation	Possession or transfer of burglar's tools
<b>Property:</b>	Criminal trespass	Receiving stolen property
Aggravated criminal invasion of computer privacy	Criminal use of explosives	Suppressing recordable instrument
Aggravated criminal mischief	Desecration and defacement	Theft by deception
Aggravated criminal trespass	Failure to control or report a dangerous fire	Theft by extortion
Aggravated forgery	Falsifying private records	Theft by misapplication of property
Arson	Forgery	Theft by unauthorized taking or transfer
Attempted Burglary	Illegal possession or sale of gravestones	Theft of a firearm
Burglary	Insurance deception	Theft of lost, mislaid or mistakenly delivered property
Burglary of a motor vehicle	Interference with cemetery or burial ground	Theft of services
Champerty	Marijuana cultivation	Trespass by motor vehicle
Consolidation	Misuse of credit identification	Unauthorized use of property
Criminal invasion of computer privacy	Negotiating a worthless instrument	
Criminal mischief		



## 8. APPENDIX III: GLOSSARY

Here are some user friendly definitions that could be helpful for discussing juvenile recidivism issues.

**Adjudication** - Adjudication is the court process that determines (judges) if the juvenile committed the act for which he or she is charged. The term “adjudicated” is analogous to “convicted” and indicates that the court concluded the juvenile committed the act.

**Aggravated assault** - Unlawful intentional inflicting of serious bodily injury with or without a deadly weapon, or unlawful intentional attempting or threatening of serious bodily injury or death with a deadly or dangerous weapon. The term is used in the same sense as in the Uniform Crime Report (UCR) Crime Index. It encompasses conduct included under the statutory names aggravated assault and battery, aggravated battery, assault with intent to kill, assault with intent to commit murder or manslaughter, atrocious assault, attempted murder, felonious assault, and assault with a deadly weapon.

**Arson** - Intentional damaging or destruction by means of fire or explosion of the property of another without the owner’s consent, or of any property with intent to defraud, or attempting the above acts.

**Burglary** - Unlawful entry or attempted entry of any fixed structure, vehicle, or vessel used for regular residence, industry, or business, with or without force, with intent to commit a felony or larceny. The term is used in the same sense as in the UCR Crime Index.

**Cohort** - A group of subjects on whom data is being collected as they "march forward in time" (In ancient Rome, a cohort was a group of foot soldiers).

**Disorderly conduct** - Unlawful interruption of the peace, quiet, or order of a community, including offenses called disturbing the peace, vagrancy, loitering, unlawful assembly, and riot.

**Operating under the influence** - Driving or operating any vehicle or common carrier while drunk or under the influence of liquor or narcotics.

**Drug abuse violations** - State and/or local offenses relating to the unlawful possession, sale, use, growing, and manufacturing of narcotic drugs. The following drug categories are specified: opium or cocaine and their derivatives (morphine, heroin, codeine); marijuana; synthetic narcotics - manufactured narcotics that can cause true addiction (demerol, methadone); and dangerous non-narcotic drugs (barbiturates, benzedrine).

**Forcible rape**, Maine legal term for this offense is **Gross Sexual Assault** - Sexual intercourse or attempted sexual intercourse with a female against her will by force or threat of force. (Statutory offenses are excluded.) The term is used in the same sense as in the UCR Crime Index. Some states have enacted gender-neutral rape or sexual assault statutes that prohibit forced sexual penetration of either sex. Data reported by these states do not distinguish between forcible rape of females as defined above and other sexual assaults.

**Forgery and counterfeiting** - Making, altering, uttering, or possessing, with intent to defraud, anything false in the semblance of that which is true. Attempts are included.

**Fraud** - Fraudulent conversion and obtaining money or property by false pretenses. Included are confidence games and bad checks, except forgeries and counterfeiting.

**Intake decision** - The decision made by Juvenile Community Corrections Officers that results in a case either being handled informally at the intake level or being petitioned and scheduled for an adjudicatory or waiver hearing.

**Judicial decision** - The decision made in response to a petition that asks the court to adjudicate the youth.

**Judicial disposition** - Definite action taken as a result of adjudication regarding a particular case after the judicial decision is made, include the following categories:

- Placement - Cases in which youth were placed in a correctional facility for delinquents
- Probation - Cases in which youth were placed on court-ordered probation.
- Dismissed - Cases dismissed (including those warned, counseled, and released) with no further action anticipated.
- Miscellaneous - A variety of actions not included above. This category includes fines, restitution and community services, referrals outside the court for services with minimal or no further court involvement anticipated, and dispositions coded as "Other" by the reporting courts.

**Juvenile** – Any person who has not attained the age of 18 years.

**Larceny-theft** (except motor vehicle theft) - The unlawful taking, carrying, leading, or riding away of property from the possession or constructive possession of another. Examples are thefts of bicycles or automobile accessories, shoplifting, pocket-picking, or the stealing of any property or article that is not taken by force and violence, or by fraud. Attempted larcenies are included. Embezzlement, "con" games, forgery, worthless checks, etc., are excluded.

**Manner of handling** - A general classification of case processing within the court system.

- Petitioned (formally handled) - Cases that appear on the official court calendar in response to the filing of a petition or other legal instrument requesting the court to adjudicate the youth delinquent or to bind over the youth to criminal court for processing as an adult.
- Non-petitioned (informally handled) - Cases that Juvenile Community Corrections Officers screen for adjustment without the filing of a formal petition.

**Motor vehicle theft** - Unlawful taking, or attempted taking, of a self-propelled road vehicle owned by another, with the intent to deprive the owner of it permanently or temporarily.

**Murder and non-negligent manslaughter** - Intentionally causing the death of another without legal justification or excuse, or causing the death of another while committing or attempting to commit another crime. Deaths caused by negligence, attempts to kill, suicides, accidental deaths, and justifiable homicides are excluded.

**Obstruction of justice** - All unlawful acts committed with intent to prevent or hinder the administration of justice, including law enforcement, judicial, and correctional functions. Examples include contempt, perjury, bribing witnesses, failure to report a crime, and nonviolent resisting of arrest.

**Petition** - A document filed in court alleging that a juvenile is a delinquent and asking that the court assume jurisdiction over the juvenile or asking that an alleged delinquent be bound over to criminal court for prosecution as an adult.

**Placement facility type** - Identifies whether a juvenile placement facility is publicly or privately owned/operated.

- Public facilities - Facilities operated by state or local government agencies in which the employees working daily in the facilities and directly with the residents are state or local government employees.
- Private facilities - Facilities operated by private nonprofit or for-profit corporations or organizations in which the employees working daily in the facilities and directly with the residents are employees of the private corporation or organization.

**Placement status** – Identifies categories of juveniles held in residential placement facilities.

- Committed - Includes juveniles in placement in the facility as part of a court-ordered disposition. Committed juveniles include those whose cases have been adjudicated and disposed in juvenile court.
- Detained - Includes juveniles held prior to adjudication while awaiting an adjudicatory or probation revocation hearing in juvenile court, as well as juveniles held after adjudication while awaiting disposition or awaiting placement elsewhere. Also includes juveniles awaiting bindover hearings to adult criminal court.

**Population/target population** - The total group of people who are represented by the random selection of members, usually connoting the whole population but possibly connoting the population of any subset, e.g., women.

**Property Crime Index** - Includes burglary, larceny-theft, motor vehicle theft, and arson.

**Robbery** - Unlawful taking or attempted taking of property that is in the immediate possession of another by force or the threat of force.

**Sample** - A subset of subjects from the population of all who have a particular characteristic, such as a disease

**Sex offenses** (except forcible rape, prostitution, and commercialized vice) - Statutory rape and offenses against chastity, common decency, morals, and the like. Attempts are included.

**Simple assault** - Unlawful threatening, attempted inflicting, or inflicting of less than serious bodily injury, in the absence of a deadly weapon. The term is used in the same sense as in UCR reporting. Simple assault is often not distinctly named in statutes since it consists of all assaults not explicitly named and defined as serious.

**Stolen property** (buying, receiving, possessing) - Buying, receiving, or possessing stolen property, including attempts.

**Statistic** - A number computed from data on one or more variables.

**Statistical Analysis** - Analyzing collected data for the purposes of summarizing information to make it more usable and/or making generalizations about a population based on a sample drawn from that population.

**Trespassing** - Unlawful entry or attempted entry of the property of another with the intent to commit a misdemeanor, other than larceny, or without intent to commit a crime.

**Vandalism** - Destroying or damaging, or attempting to destroy or damage, the property of another without the owner's consent, or public property, except by burning.

**Weapons offenses** - Unlawful sale, distribution, manufactures, alteration, transportation, possession, or use of a deadly or dangerous weapon, or accessory, or attempt to commit any of these acts.

## **CREDITS**

The DOC Juvenile Recidivism Report, *1998-2003* was produced through a cooperative agreement between the Maine Department of Corrections, Juvenile Services Division and the Maine Statistical Analysis Center at the Edmund S. Muskie School of Public Service, University of Southern Maine.

### ***Maine Department of Corrections, Division of Juvenile Services***

Bartlett Stoodley  
Roxy Hennings  
Tova Starbird-DeVos  
Tom Furman  
Daniel Harfoush  
Kathleen Pressley  
Bernadette Luxton  
Cynthia Brann  
Pauline Ayers  
Mark Boger  
Ginger Jackson  
David Barrett  
Susan Colson  
Christine Ross  
Carolyn Chandler  
Jane Lenentine  
Andrea Whittaker  
Terri Higgins

### ***Maine Statistical Analysis Center***

Moire Kenny, Co-Author  
Tatyana Mishina, Co-Author  
Carmen Dorsey  
George Shaler  
Mark Rubin  
Tina Aubut  
Sheri Moulton

Funding provided by the Maine Department of Corrections, Division of Juvenile Services  
For more information about this report, call (207) 287-4378

© Maine Department of Corrections